


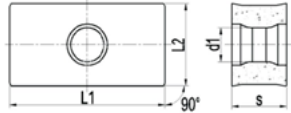
SPIRAL PIPE INSERTS

2026 | CATALOG


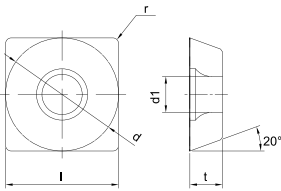
www.euroloy.com


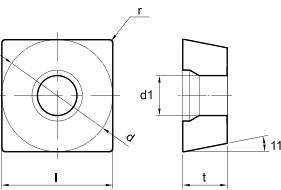
 **EUROLOY**
CARBIDE TOOLS

SHEET EDGE PROPORTION MILLING INSERT


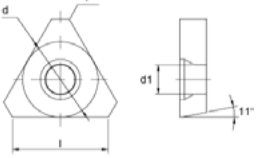
LNC	Order Code	L1	L2	s	d1	r	
	LNC3619	36	19	12.7	7.8	-	


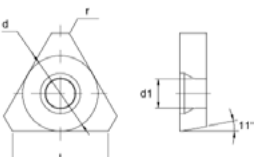
SNHQ	Order Code	l	d	t	d1	r	
	SNHQ150704S	15,875	15,875	7,94	5,8	0,4	
	SNHQ 190704S	19,05	19,05	7,94	6,4	0,4	
	SNHQ 200700S	20,00	20,00	7,00	6,4	0,0	

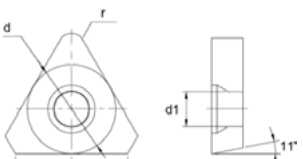
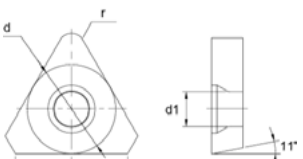
SEEW	Order Code	l	d	t	d1	r	
	SEWW22	22	22	6,35	5,8	0,3	

SPEW	Order Code	l	d	t	d1	r	
	SPEW190606-BY	19,50	19,50	6,35	6,6	0,6	

SHEET EDGE PROPORTION MILLING INSERT

TPEX	Order Code	l	l1	d	s	d1	r	α	
	TPEX 3307	33,00	23,35	19,05	7,00	6,6	-	11°	

TPEX	Order Code	l	l1	d	s	d1	r	α	
	TPEX 3307N	33,00	23,35	19,05	7,00	6,6	-	11°	

TPEW	Order Code	l	d	t	d1	r	
	TPEW33MM15S	26,7	18,953	7	6,7	1,6	
	TPEW33M726S	24	19,05	7	6,7	2,6	


SPIRAL PIPE INSERTS



Designation: 850x190x94.2x460KgR/LxWS-4

Main Point: **Cutting Form:** 1 Type (Straight)
Insert Designation: LNMN5000604
 SNEN250604
 Locator + Wedge Type

Cutter DIA: 850
Total Number of Insert: 64pcs
Weight: 460 Kg



Designation: ECX600R/L-NS.AG3030.RF8.3H

Main Point: **Cutting Form:** X Type
Insert Designation: SNHQ150704S
 Screw on Type

Cutter DIA: 600
Total Number of Insert: 54pcs
Weight: 137 Kg



Designation: ECX443.6R/L-3232-BY

Main Point: **Cutting Form:** X Type
Insert Designation: SPEW190606-BY
 Locator Type

Cutter DIA: 443.6
Total Number of Insert: 24pcs
Weight: 80 Kg

SPIRAL PIPE INSERTS



Designation: ENF1000R/L-SAID01

Main Point: **Cutting Form:** 1 Type (Straight)
Insert Designation: LOCX3010Z
Locator Type


Cutter DIA: 1000
Total Number of Insert: 64pcs
Weight: 530 Kg



Designation: ECX420R/L-3535-NS

Main Point: **Cutting Form:** X Type
Insert Designation: SSNHQ150704S
Screw on Type

Cutter DIA: 420
Total Number of Insert: 30pcs
Weight: 65 Kg



Designation: ECX640R/L-SK.AG3529.RF3

Main Point: **Cutting Form:** X Type
Insert Designation: SPEW150608S
Screw on Type

Cutter DIA: 640
Total Number of Insert: 70pcs
Weight: 207 Kg

SPIRAL PIPE INSERTS



Designation: ECF600R/L-T70

Main Point: **Cutting Form:** 1 Type
Insert Designation: LNC3619
 Locator Type

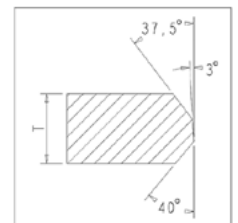

Cutter DIA: 600
Total Number of Insert: 56pcs
Weight: 250 Kg



Designation: ECX600R/L-AG3825.RF4

Main Point: **Cutting Form:** X Type
Insert Designation: LNC3619
 Locator Type

Cutter DIA: 600
Total Number of Insert: 60pcs
Weight: 300 Kg


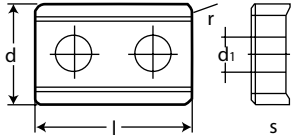



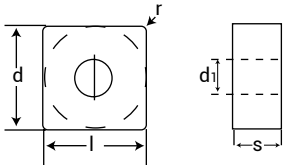
Designation: ECX600R/L-HRB.AG30225.RF4


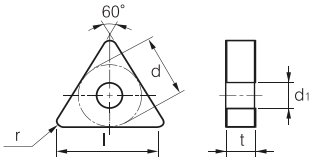
Main Point: **Cutting Form:** X Type
Insert Designation: TPGW3306Z-1
 Locator Type

Cutter DIA: 600
Total Number of Insert: 48pcs
Weight: 220 Kg

TUBE AND PIPE END BEVELLING

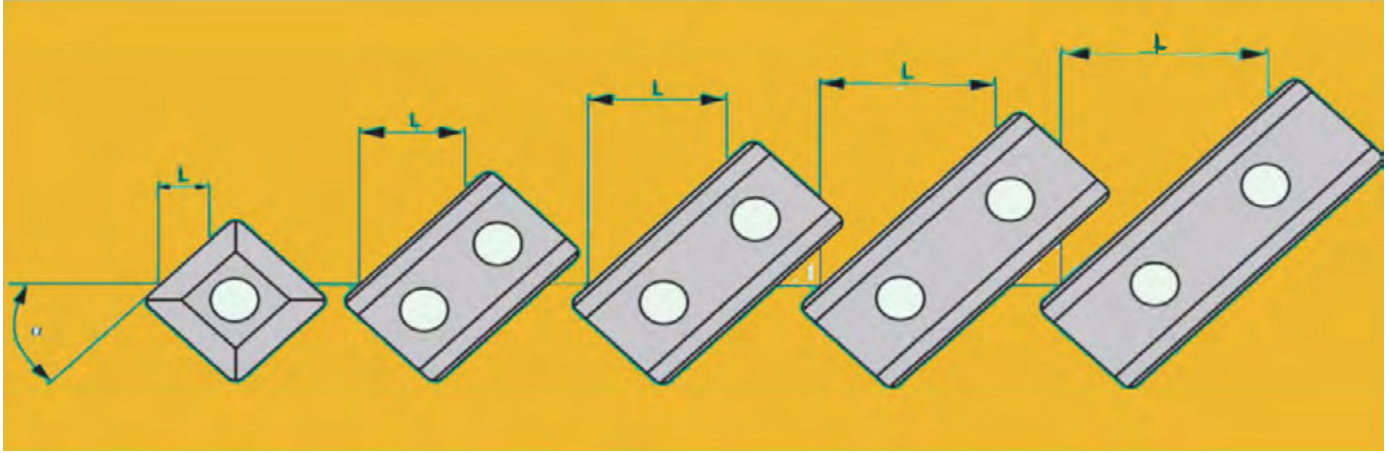
LNUX	Order Code	l	d	s	d1	r	
	LNUX 400924-BB0	40	25,4	9,52	9,2	2,4	

SNMM	Order Code	l	d	t	d1	r	
	SNMM250724-HZ	25,4	25,4	7,94	9,12	2,4	

TNMG	Order Code	l	l1	s	d1	r	
	TNMG 330724-ST	33	19,05	9,525	7,94	2,4	
	TNMG 330704-ST	33	19,05	9,525	7,94	0,4	

TPUN	Order Code	l	l1	d	s	d1	r	a	
	TPUN 330620-T	33	26,07	19,5	6,35	-	2	11	
	TPUN 450720-T	45	38,11	26	7,94	-	2	11	

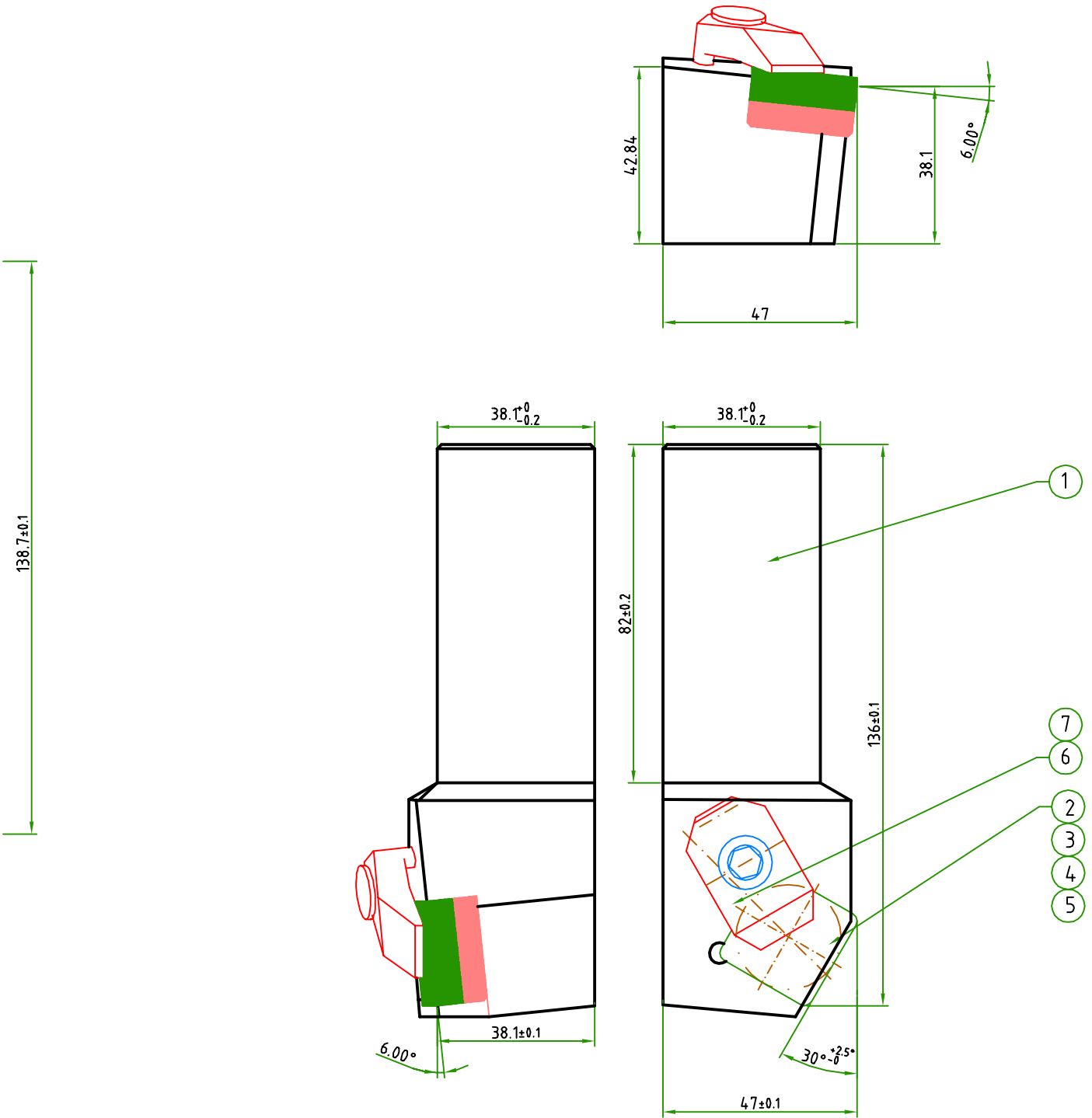
CHOISE OF APPROPRIATE TOOL IN RELATION TO WALL THICKNES AND CHAMTER ANGLE



Cartridge	K-2 R/L	K-4 R/L	K-5 R/L	K-6 R/L	K-7 R/L
Indexable Insert	SNMM 25	LNUX 40	LNUX 50	LNUX 60	LNUX 70
Chamfer	L= max. L= Max Wall Thickness				
$\alpha= 0^\circ$	16,0	32,0	40,0	50,0	60,0
$\alpha= 2^\circ$	16,0	32,0	40,0	50,0	60,0
$\alpha= 3^\circ$	16,0	32,0	40,0	50,0	60,0
$\alpha= 4^\circ$	16,0	32,0	40,0	49,5	60,0
$\alpha= 5^\circ$	15,5	32,0	40,0	49,5	59,5
$\alpha= 6^\circ$	15,5	32,0	40,0	49,5	59,5
$\alpha= 7^\circ$	15,5	32,0	39,5	49,5	59,5
$\alpha= 10^\circ$	15,5	31,5	39,5	49,0	59,5
$\alpha= 12,5^\circ$	15,5	31,0	39,0	48,5	58,5
$\alpha= 15^\circ$	15,5	31,0	38,5	48,0	58,0
$\alpha= 17,5^\circ$	15,0	30,5	38,0	47,5	57,0
$\alpha= 20^\circ$	15,0	30,0	37,5	46,5	56,0
$\alpha= 22^\circ$	15,0	29,5	37,0	46,0	55,0
$\alpha= 25^\circ$	14,5	29,0	36,0	45,0	54,0
$\alpha= 27^\circ$	14,0	28,5	35,5	44,0	53,0
$\alpha= 30^\circ$	14,0	27,5	34,5	43,0	51,0
$\alpha= 32^\circ$	13,5	27,0	34,0	42,0	50,0
$\alpha= 35^\circ$	13,0	26,0	32,5	40,5	48,0
$\alpha= 37^\circ$	12,5	25,5	32,0	39,5	47,0
$\alpha= 40^\circ$	12,0	24,5	30,5	37,5	45,0

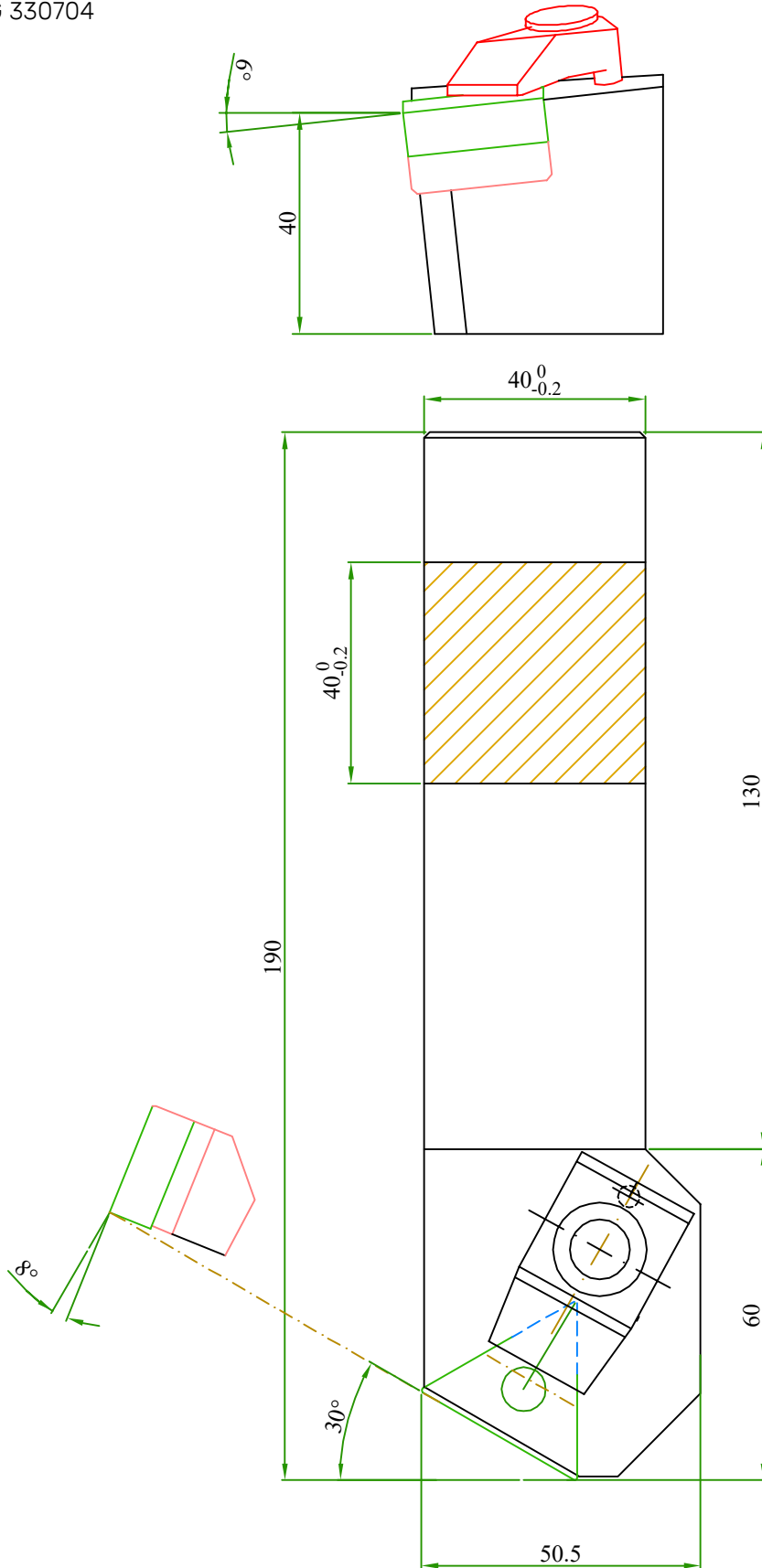
BEVELLING TOOLS

Tool holder: CS30NR 38.1 X 38.1 X 25
 Insert: SNMM 2507



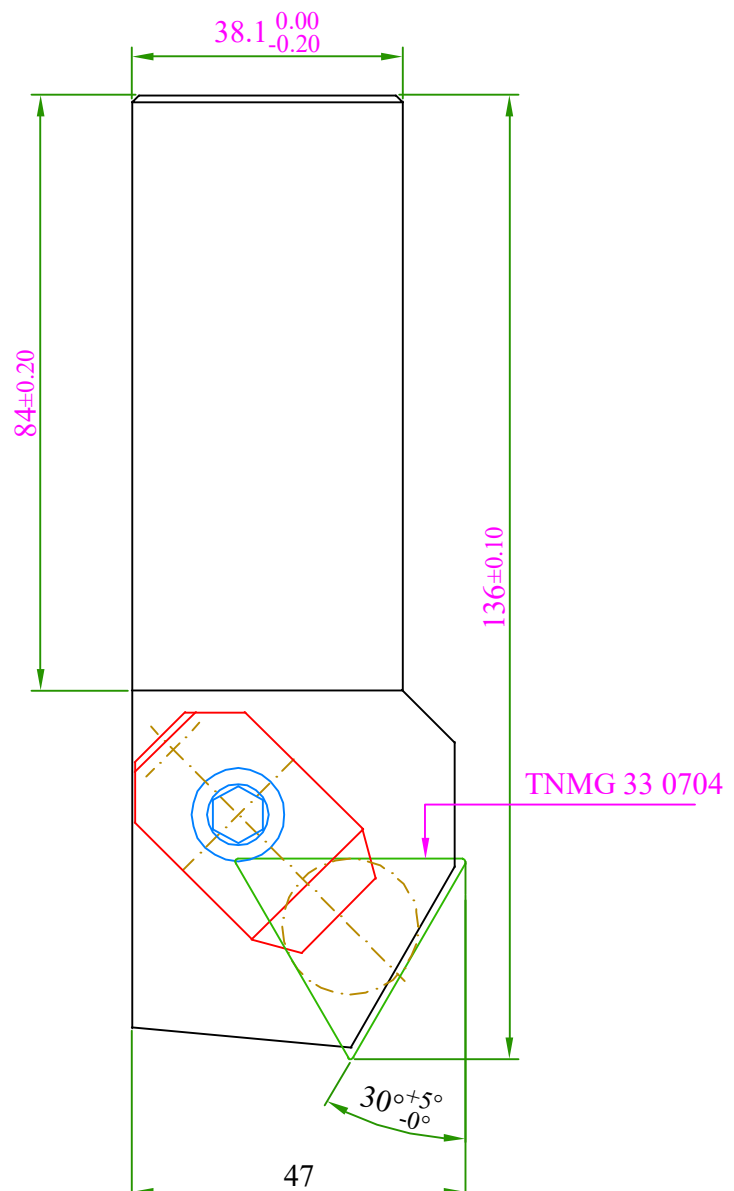
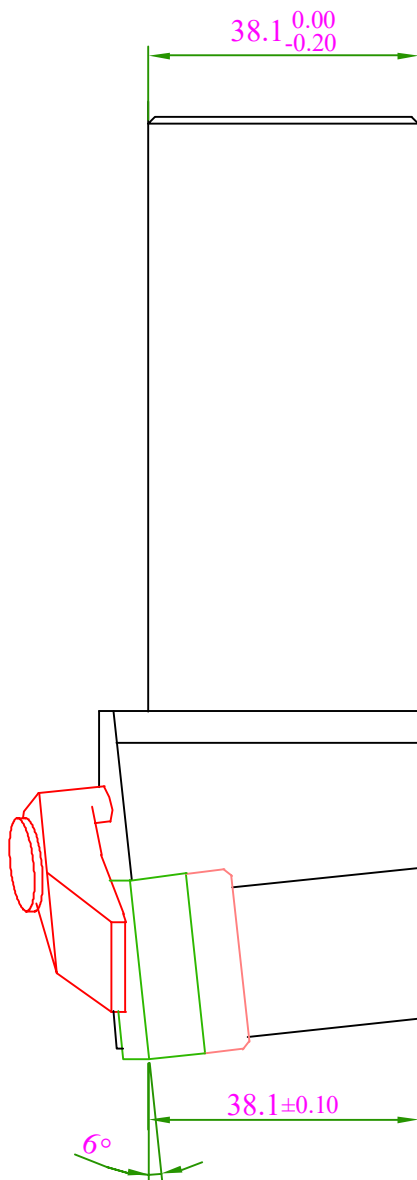
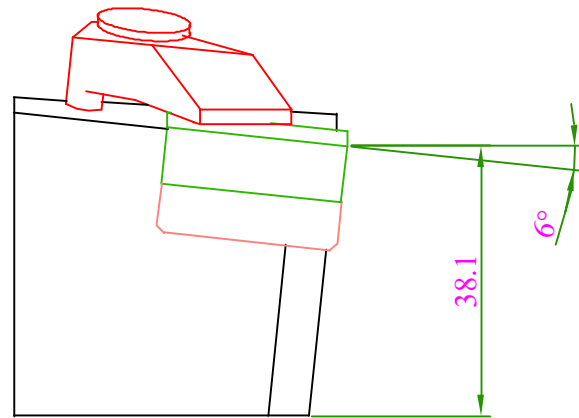
BEVELLING TOOLS

Tool holder: CT30NL 40 40 X 33
Insert: TNMG 330704



BEVELLING TOOLS

Tool Holder: CT30NR 38.1 38.1 X 33 T04
 Insert: TNMG 330704



Engineered for Excellence.

#EuroloyExcellence



Italy Office



Via Leonardo Da Vinci, 4 – 20054
Milano MI ITALIA



(+39) 0282398309



info@euroloy.com

Turkey Office



Üsküdar Cad. YEDPA No:1
Ataşehir -İstanbul -TÜRKİYE



(+90) 850 933 3408



euroloytr@euroloy.com