

DRILLING

2026 | CATALOG

www.euroloy.com

 **EURLOY**
CARBIDE TOOLS



TABLE OF







Contents

Drilling Insert Coding System	E3
Drilling Tool Summary	E3
U-Drill Tools	E4
Pro Drill Tools	E19
Tiger Drill Tools	E23
Speed Turn Holders	E33
Rapid Drill Inserts Coding System	E34
Rapid Drill Technical Information	E34
Rapid Drill Tools	E40
Multi Insert Technical Information	E92

DRILLING TOOL CODING SYSTEM

1	2	3		4	5		6	7
D	3	G	-	25	32	-	SPX0	09
Drilling	Work Length 2D-3D-4D-5D	Insert Model		Drill Diameter ø12,5-50	Shaft Diameter		Insert Code	Insert Dimensions

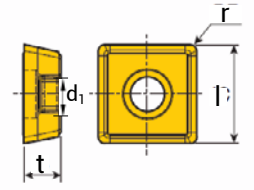
DRILLING TOOL SUMMARY

Series	Insert	Shape	Drill Diameter	Work Length	Page
U-DRILL	SPMG/SPGT...		ø12,5 - ø50	2D - 5D	4-10
	WCMX/WCKT...		ø16 - ø50	2D - 5D	12-17
PRO-DRILL	XOMT/SPMT...		ø16 - ø35	2D - 4D	19-22
TIGER DRILL	SOMT...		ø13 - ø50	2D - 5D	24-31
SPEED TURN	XCMT...		ø10 - ø20	2.5D - 3.5D	33
RAPID DRILL	ED...		ø8-ø55	1.5D - 12D	53-90

Drilling

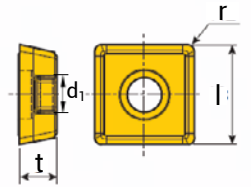
INDEXABLE DRILLS AND INSERTS

SPMG



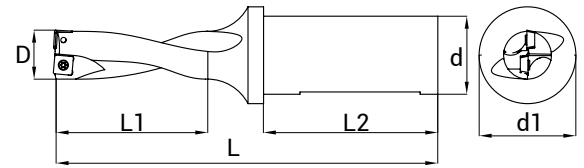
Product Image	CB	Insert Code	U						Dimensions				
			TP1630	TP2625	TP3630	TP4630	TP5620	TC2215	TP4420	l	t	r	d1
	DG	SPMG 050204	○			●	●	○	○	5	2.38	0.4	2.25
		SPMG 060204		●		●	○	○	●	6.35	2.38	0.4	2.60
		SPMG 07T308		●		●	●	○	●	7.95	3.97	0.8	2.80
		SPMG 090408		●		●	○	○	●	9.525	4.76	0.8	4.0
		SPMG 110408		●		●	○	○	●	11.10	4.76	0.8	4.40
		SPMG 140512		●		●	○	○	○	14.29	4.76	1.2	5.76

SPGT



Product Image	CB	Insert Code	N						Dimensions				
			TN7501	l	d	t	r	d1					
	AL	SPGT 050204	●	5	-	2.38	0.4	2.25					
		SPGT 060204	●	6.35	-	2.38	0.4	2.60					
		SPGT 07T308	●	7.95	-	3.97	0.8	2.80					
		SPGT 090408	●	9.525	-	4.76	0.8	4.0					
		SPGT 110408	●	11.10	-	4.76	0.8	4.40					
		SPGT 140512	●	14.29	-	4.76	1.2	5.76					

2D U-DRILL TOOLS



(mm)

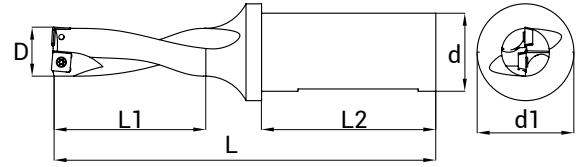
Order Code	Stock Availability	D	d	d1	L	L1	L2	Insert	Screw	Torx Key
D2T-12520-SP05	●	12,5	20	25	94	25	50	SPMG/SPGT 050204	M2X5	
D2T-1320-SP05	●	13	20	25	94	26	50			
D2T-13520-SP05	●	13,5	20	25	94	27	50			
D2T-1420-SP05	●	14	20	25	97	28	50			
D2T-14520-SP05	●	14,5	20	25	100	29	50			
D2T-1520-SP05	●	15	20	25	100	30	50			
D2T-15525-SP05	●	15,5	25	34	110	31	56			
D2T-1625-SP06	●	16	25	34	110	32	56	SPMG/SPGT 060204	SM2,2X5	T06
D2T-16525-SP06	●	16,5	25	34	112	33	56			
D2T-1725-SP06	●	17	25	34	112	34	56			
D2T-17525-SP06	●	17,5	25	34	112	34	56			
D2T-1825-SP06	●	18	25	34	114	36	56			
D2T-18525-SP06	●	18,5	25	34	116	37	56			
D2T-1925-SP06	●	19	25	34	116	38	56			
D2T-19525-SP06	●	19,5	25	34	119	39	56			
D2T-2025-SP06	●	20	25	34	119	40	56			
D2T-20525-SP06	●	20,5	25	34	122	41	56			
D2T-2125-SP06	●	21	25	34	122	42	56			
D2T-21525-SP06	●	21,5	25	34	125	43	56	SPMG/SPGT 07T308	SM2,5X7	T08
D2T-2225-SP07	●	22	25	34	125	43	56			
D2T-22525-SP07	●	22,5	25	34	128	45	56			
D2T-2325-SP07	●	23	25	34	128	46	56			
D2T-23525-SP07	●	23,5	25	34	129	47	56			
D2T-2425-SP07	●	24	25	34	129	48	56			
D2T-24525-SP07	●	24,5	25	34	131	49	56			
D2T-2525-SP07	●	25	25	34	131	50	56			
D2T-25525-SP07	●	25,5	25	34	134	51	56			
D2T-2625-SP07	●	26	25	34	134	52	56			
D2T-26525-SP07	●	26,5	25	34	136	53	56	SPMG/SPGT 090408	SM3,5X8	T15
D2T-2725-SP07	●	27	25	34	137	54	56			
D2T-27525-SP09	●	27,5	25	34	140	55	56			
D2T-2825-SP09	●	28	25	34	140	56	56			
D2T-28525-SP09	●	28,5	25	34	143	58	56			
D2T-2925-SP09	●	29	25	34	143	58	56			
D2T-29525-SP09	●	29,5	25	34	143	59	56			
D2T-3032-SP09	●	30	32	44	150	60	60			
D2T-3132-SP09	●	31	32	44	153	62	60			

● Stock item

○ Non Stock item

△ Special order

2D U-DRILL TOOLS



(mm)

Order Code	Stock Availability	D	d	d1	L	L1	L2	Insert	Screw	Torx Key
D2T-3232-SP09	●	32	32	44	156	64	60	SPMG/SPMT 090408	SM3,5X8	T15
D2T-3332-SP09	●	33	32	44	159	66	60			
D2T-3432-SP11	●	34	32	44	162	68	60	SPMG/SPGT 110408	SM4X11	
D2T-3532-SP11	●	35	32	44	165	70	60			
D2T-3632-SP11	●	36	32	44	168	72	60			
D2T-3732-SP11	●	37	32	44	171	74	60			
D2T-3832-SP11	●	38	32	44	174	76	60			
D2T-3932-SP11	●	39	32	44	177	78	60			
D2T-4032-SP11	●	40	32	44	180	80	60			
D2T-4132-SP11	●	41	32	44	183	82	60			
D2T-4232-SP14	●	42	32	44	186	84	60			
D2T-42532-SP14	●	42,5	32	44	189	86	60			
D2T-4332-SP14	●	43	32	44	189	86	60			
D2T-4432-SP14	●	44	32	44	192	88	60			
D2T-4540-SP14	●	45	40	54	195	90	70			
D2T-4640-SP14	●	46	40	54	198	92	70			
D2T-4740-SP14	●	47	40	54	201	94	70			
D2T-4840-SP14	●	48	40	54	204	96	70			
D2T-4940-SP14	●	49	40	54	207	98	70			
D2T-5040-SP14	●	50	40	54	210	100	70			

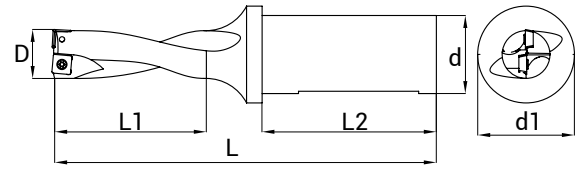
Drilling

● Stock item

○ Non Stock item

▲ Special order

3D U-DRILL TOOLS



(mm)

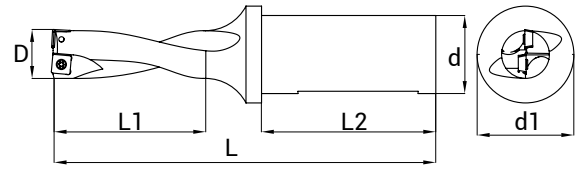
Order Code	Stock Availability	D	d	d1	L	L1	L2	Insert	Screw	Torx Key
D3T-12520-SP05	●	12,5	20	25	101	37,5	50	SPMG/SPGT 050204	SM2x5	
D3T-1320-SP05	●	13	20	25	101	39	50			
D3T-13520-SP05	●	13,5	20	25	105	40,5	50			
D3T-1420-SP05	●	14	20	25	105	42	50			
D3T-14520-SP05	●	14,5	20	25	109	45	50			
D3T-1520-SP05	●	15	20	25	109	45	50			
D3T-15520-SP05	●	15,5	20	34	126	48	50			
D3T-1625-SP06	●	16	25	34	126	48	56	SPMG/SPGT 060204	SM2,2x5	T06
D3T-16525-SP06	●	16,5	25	34	129	49,5	56			
D3T-1725-SP06	●	17	25	34	129	51	56			
D3T-17525-SP06	●	17,5	25	34	132	52,5	56			
D3T-1825-SP06	●	18	25	34	132	54	56			
D3T-18525-SP06	●	18,5	25	34	135	55,5	56			
D3T-1925-SP06	●	19	25	34	135	57	56			
D3T-19525-SP06	●	19,5	25	34	139	58,5	56			
D3T-2025-SP06	●	20	25	34	139	60	56			
D3T-20525-SP06	●	20,5	25	34	143	61,5	56			
D3T-2125-SP06	●	21	25	34	143	63	56	SPMG/SPGT 071308	SM2,5x7	T08
D3T-21525-SP06	●	21,5	25	34	147	64,5	56			
D3T-2225-SP07	●	22	25	34	147	66	56			
D3T-22525-SP07	●	22,5	25	34	151	67,5	56			
D3T-2325-SP07	●	23	25	34	151	69	56			
D3T-23525-SP07	●	23,5	25	34	153	70,5	56			
D3T-2425-SP07	●	24	25	34	153	72	56			
D3T-24525-SP07	●	24,5	25	34	156	73,5	56			
D3T-2525-SP07	●	25	25	34	156	75	56			
D3T-25525-SP07	●	25,5	25	34	160	76,5	56			
D3T-2625-SP07	●	26	25	34	160	78	56			
D3T-26525-SP07	●	26,5	25	34	164	79,5	56			
D3T-2725-SP07	●	27	25	34	164	81	56			
D3T-27525-SP07	●	27,5	25	34	168	82,5	56			

Drilling

● Stock item

○ Non Stock item

△ Special order

3D U-DRILL TOOLS


(mm)

Order Code	Stock Availability	D	d	d1	L	L1	L2	Insert	Screw	Torx Key
D3T-28525-SP09	●	28,5	25	34	172	85,5	56	SPMG/SPGT 090408	SM3,5X8	T15
D3T-2925-SP09	●	29	25	34	172	87	56			
D3T-29525-SP09	●	29,5	25	44	180	88,5	56			
D3T-3032-SP09	●	30	32	44	180	90	60			
D3T-3132-SP09	●	31	32	44	184	93	60			
D3T-3232-SP09	●	32	32	44	188	96	60			
D3T-3332-SP09	●	33	32	44	192	99	60			
D3T-3432-SP11	●	34	32	44	192	102	60	SPMG/SPGT 110408	M4X11	T15
D3T-3532-SP11	●	35	32	44	200	105	60			
D3T-3632-SP11	●	36	32	44	204	108	60			
D3T-3732-SP11	●	37	32	44	208	111	60			
D3T-3832-SP11	●	38	32	44	212	114	60			
D3T-38532-SP11	●	38,5	32	44	216	115,5	60			
D3T-3932-SP11	●	39	32	44	216	117	60			
D3T-4032-SP11	●	40	32	44	220	120	60	SPMG/SPGT 140512	M5X12	T20
D3T-4132-SP11	●	41	32	44	223	123	60			
D3T-41532-SP11	●	41,5	32	44	226	124,5	60			
D3T-4232-SP14	●	42	32	44	226	126	60			
D3T-4332-SP14	●	43	32	44	229	129	60			
D3T-4432-SP14	●	44	32	44	232	132	60			
D3T-4540-SP14	●	45	40	54	245	135	70			
D3T-4640-SP14	●	46	40	54	248	138	70			
D3T-4740-SP14	●	47	40	54	251	141	70			
D3T-4840-SP14	●	48	40	54	254	144	70			
D3T-4940-SP14	●	49	40	54	257	147	70			
D3T-5040-SP14	●	50	40	54	260	150	70			

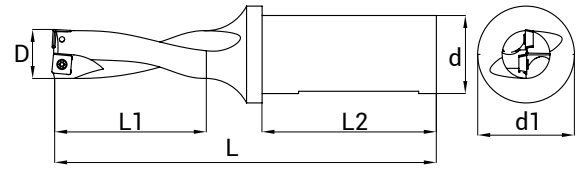
Drilling

● Stock item

○ Non Stock item

▲ Special order

4D U-DRILL TOOLS



(mm)

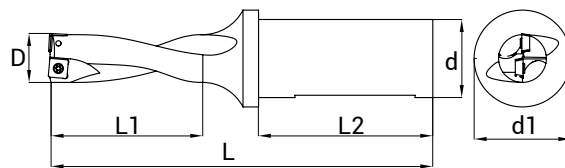
Order Code	Stock Availability	D	d	d1	L	L1	L2	Insert	Screw	Torx Key
D4T-1320-SP05	●	13	20	25	115	52	50	SPMG/SPGT 050204	SM2X5	T06
D4T-1420-SP05	●	14	20	25	119	56	50			
D4T-14520-SP05	●	14,5	20	25	124	60	50			
D4T-1520-SP05	●	15	20	25	124	60	50			
D4T-15520-SP05	●	15,5	20	25	128	62	50			
D4T-1620-SP06	●	16	25	34	142	64	56	SPMG/SPGT 060204	SM2,2x5	
D4T-1725-SP06	●	17	25	34	146	68	56			
D4T-17525-SP06	●	17,5	25	34	150	52,5	56			
D4T-1825-SP06	●	18	25	34	150	72	56			
D4T-1925-SP06	●	19	25	34	154	76	56			
D4T-19525-SP06	●	19,5	25	34	159	78	56			
D4T-2025-SP06	●	20	25	34	159	80	56			
D4T-2125-SP06	●	21	25	34	164	84	56	SPMG/SPGT 07T308	SM2,5x7	T08
D4T-2225-SP07	●	22	25	34	169	88	56			
D4T-2325-SP07	●	23	25	34	174	92	56			
D4T-23525-SP07	●	23,5	25	34	174	92	56			
D4T-2425-SP07	●	24	25	34	177	96	56			
D4T-24525-SP07	●	24,5	25	34	181	100	56			
D4T-2525-SP07	●	25	25	34	181	100	56			
D4T-2625-SP07	●	26	25	34	186	104	56	SPMG/SPGT 090408	SM3,5x8	T15
D4T-2725-SP07	●	27	25	34	191	108	56			
D4T-27525-SP07	●	27,5	25	34	191	112	56			
D4T-2825-SP09	●	28	25	34	196	112	56			
D4T-2925-SP09	●	29	25	34	201	116	56			
D4T-3032-SP09	●	30	32	44	210	120	60			
D4T-3132-SP09	●	31	32	44	215	124	60			
D4T-3232-SP09	●	32	32	44	220	128	60	SPMG/SPGT 110408	SM4X11	
D4T-3332-SP09	●	33	32	44	225	132	60			
D4T-33532-SP09	●	33,5	32	44	225	136	60			
D4T-3432-SP11	●	34	32	44	230	136	60			
D4T-3532-SP11	●	35	32	44	235	140	60			
D4T-3632-SP11	●	36	32	44	238	144	60			
D4T-3732-SP11	●	37	32	44	241	148	60			
D4T-3832-SP11	●	38	32	44	244	152	60			

● Stock item

○ Non Stock item

△ Special order

4D U-DRILL TOOLS



(mm)

Order Code	Stock Availability	D	d	d1	L	L1	L2	Insert	Screw	Torx Key
D4T-38532-SP11	●	38,5	32	44	247	156	60	SPMG/SPGT 110408	SM4X11	T15
D4T-3932-SP11	●	39	32	44	247	156	60			
D4T-39532-SP11	●	39,5	32	44	250	158	60			
D4T-4032-SP11	●	40	32	44	250	160	60			
D4T-4132-SP11	●	41	32	44	253	164	60			
D4T-4232-SP14	●	42	32	44	256	168	60			
D4T-4332-SP14	●	43	32	44	259	172	60	SPMG/SPGT 140512	M5X12	T20
D4T-4432-SP14	●	44	32	44	262	176	60			
D4T-4540-SP14	●	45	40	54	265	180	70			
D4T-4640-SP14	●	46	40	54	268	184	70			
D4T-4740-SP14	●	47	40	54	271	188	70			
D4T-4840-SP14	●	48	40	54	274	192	70			
D4T-4940-SP14	●	49	40	54	277	196	70			
D4T-5040-SP14	●	50	40	54	280	200	70			

5D U-DRILL TOOLS

(mm)

Order Code	Stock Availability	D	d	d1	L	L1	L2	Insert	Screw	Torx Key
D5T-1625-SP06	●	16	25	34	153	80	56	SPMG/SPGT 060204	SM2,2x5	T06
D5T-1725-SP06	●	17	25	34	158	85	56			
D5T-1825-SP06	●	18	25	34	163	90	56			
D5T-1925-SP06	●	19	25	34	168	95	56			
D5T-2025-SP06	●	20	25	34	174	100	56			
D5T-2125-SP06	●	21	25	34	180	105	56			
D5T-2225-SP07	●	22	25	34	186	110	56	SPMG/SPGT 071308	SM2,5x7	T08
D5T-2325-SP07	●	23	25	34	192	115	56			
D5T-2425-SP07	●	24	25	34	196	120	56			
D5T-2525-SP07	●	25	25	34	200	125	56			
D5T-2625-SP07	●	26	25	34	206	130	56			
D5T-2725-SP07	●	27	25	34	212	135	56			
D5T-2825-SP09	●	28	25	34	218	140	56	SPMG/SPGT 090408	SM3,5x8	T15
D5T-2925-SP09	●	29	25	34	224	145	56			
D5T-3032-SP09	●	30	32	44	233	150	60			

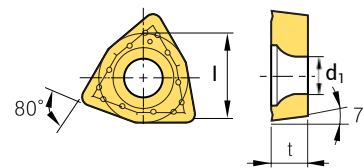
● Stock item

○ Non Stock item

▲ Special order

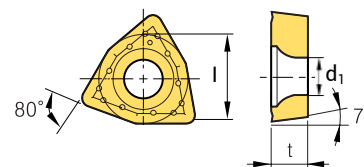
INDEXABLE DRILLS AND INSERTS

WCMX



Product Image	CB	Insert Code	U						K				S				Dimensions					
			TP1630	TP2625	TP3630	TP4630	TP5620	TC2215	TP4420	l	d1	t	r	l	d1	t	r	l	d1	t	r	
	EN	WCMX 030204R	●	●	○	○	○	○	5.56	2.80	2.38	0.4										
		WCMX 030208R	●	●	○	○	○	○	5.56	2.80	2.38	0.8										
		WCMX 040204R	●	●	○	○	○	○	6.35	3.10	2.38	0.4										
		WCMX 040208R	●	●	○	○	○	○	6.35	3.10	2.38	0.8										
		WCMX 050308R	●	●	○	○	○	○	7.94	3.20	3.38	0.8										
		WCMX 06T308R	●	●	○	○	○	○	9.52	3.70	4.17	0.8										
		WCMX 080412R	○	○	○	○	○	○	12.70	4.30	4.96	1.2										

WCKT



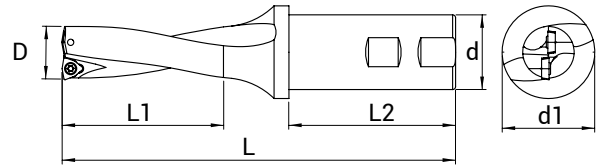
Product Image	CB	Insert Code	N				Dimensions				
			TN7501	l	d1	t	r	l	d1	t	r
	DA	WCKT 030208	●	5.56	2.80	2.38	0.8				
		WCKT 040208	●	6.35	3.0	2.38	0.8				
		WCKT 050308	●	7.95	3.40	3.18	0.8				
		WCKT 06T308	●	9.52	3.70	3.97	0.8				
		WCKT 080412	●	8.70	4.30	4.76	0.8				

Drilling

● Stock item

○ Non Stock item

△ Special order

2D U-DRILL TOOLS


(mm)

Order Code	Stock Availability	D	d	d1	L	L1	L2	Insert	Screw	Torx Key
D2G-1625-WC03	●	16	25	34	110	32	50	WCMX / WCKT 0302	SM2,5X6	T08
D2G-16525-WC03	●	16,5	25	34	112	33	56			
D2G-1725-WC03	●	17	25	34	112	34	56			
D2G-17525-WC03	●	17,5	25	34	114	35	56			
D2G-1825-WC03	●	18	25	34	114	36	56			
D2G-18525-WC03	●	18,5	25	34	116	37	56			
D2G-1925-WC03	●	19	25	34	116	38	56			
D2G-19525-WC03	●	19,5	25	34	119	39	56			
D2G-2025-WC04	●	20	25	34	119	40	56	WCMX / WCKT 0402	M2,5X7	T08
D2G-20525-WC04	●	20,5	25	34	122	41	56			
D2G-2125-WC04	●	21	25	34	122	42	56			
D2G-2125-WC04	●	21	25	34	125	43	56			
D2G-2225-WC04	●	22	25	34	125	44	56			
D2G-22525-WC04	●	22,5	25	34	128	45	56			
D2G-2325-WC04	●	23	25	34	128	46	56			
D2G-23525-WC04	●	23,5	25	34	129	47	56			
D2G-2425-WC05	●	24	25	34	129	48	56	WCMX / WCKT 0503	M3X8	T10
D2G-24525-WC05	●	24,5	25	34	131	49	56			
D2G-2525-WC05	●	25	25	34	131	50	56			
D2G-25525-WC05	●	25,5	25	34	134	53	56			
D2G-2625-WC05	●	26	25	34	134	52	56			
D2G-26525-WC05	●	26,5	25	34	137	53	56			
D2G-2725-WC05	●	27	25	34	137	54	56			
D2G-27525-WC05	●	27,5	25	34	140	55	56			
D2G-2825-WC05	●	28	25	34	140	56	56	WCMX / WCKT 06T3	M3,5X11X4,8	T15
D2G-28525-WC05	●	28,5	25	34	140	57	56			
D2G-2925-WC05	●	29	25	34	143	58	56			
D2G-3032-WC06	●	30	32	44	150	60	60			
D2G-3132-WC06	●	31	32	44	153	62	60			
D2G-3232-WC06	●	32	32	44	156	64	60			
D2G-3332-WC06	●	33	32	44	159	66	60			
D2G-3432-WC06	●	34	32	44	162	68	60			
D2G-3532-WC06	●	35	32	44	165	70	60			
D2G-3632-WC06	●	36	32	44	168	72	60			
D2G-3732-WC06	●	37	32	44	171	74	60			
D2G-3832-WC06	●	38	32	44	174	76	60			

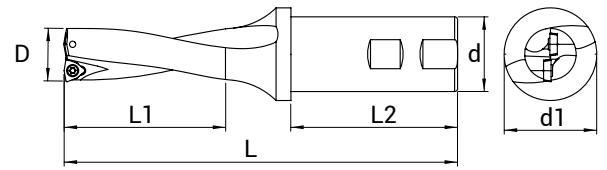
● Stock item

○ Non Stock item

▲ Special order

Drilling

2D U-DRILL TOOLS



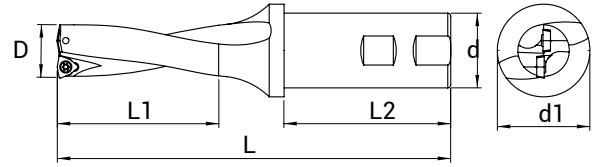
(mm)

Order Code	Stock Availability	D	d	d1	L	L1	L2	Insert	Screw	Torx Key
D2G-3932-WC06	●	39	32	44	177	68	60	WCMX / WCKT 06T3	M3,5X11X4,8	T15
D2G-4032-WC06	●	40	32	44	180	80	60			
D2G-4132-WC06	●	41	32	44	183	82	60			
D2G-4232-WC06	●	42	32	44	186	84	60			
D2G-4332-WC06	●	43	32	44	189	86	60			
D2G-4432-WC06	●	44	32	44	192	88	60			
D2G-4540-WC08	●	45	40	54	195	90	70	WCMX / WCKT 0804	SM4X11	T15
D2G-4640-WC08	●	46	40	54	198	92	70			
D2G-4740-WC08	●	47	40	54	201	94	70			
D2G-4840-WC08	●	48	40	54	204	96	70			
D2G-4940-WC08	●	49	40	54	207	98	70			
D2G-5040-WC08	●	50	40	54	210	100	70			

● Stock item

○ Non Stock item

△ Special order

3D U-DRILL TOOLS


(mm)

Order Code	Stock Availability	D	d	d1	L	L1	L2	Insert	Screw	Torx Key
D3G-15525-WC03	●	15,5	25	34	126	46,5	56	WCMX / WCKT 0302	SM2,5X6	T08
D3G-1625-WC03	●	16	25	34	126	48	56			
D3G-16525-WC03	●	16,5	25	34	129	49,5	56			
D3G-1725-WC03	●	17	25	34	129	51	56			
D3G-17525-WC03	●	17,5	25	34	132	52,5	56			
D3G-1825-WC03	●	18	25	34	132	54	56			
D3G-18525-WC03	●	18,5	25	34	135	55,5	56			
D3G-1925-WC03	●	19	25	34	135	57	56			
D3G-19525-WC03	●	19,5	25	34	139	58,5	56			
D3G-2025-WC04	●	20	25	34	139	60	WCMX / WCKT 0402	SM2,5X7	T08	
D3G-20525-WC04	●	20,5	25	34	143	61,5				56
D3G-2125-WC04	●	21	25	34	143	63				56
D3G-21525-WC04	●	21,5	25	34	147	64,5				56
D3G-2225-WC04	●	22	25	34	147	66				56
D3G-22525-WC04	●	22,5	25	34	151	67,5				56
D3G-2325-WC04	●	23	25	34	151	69				56
D3G-23525-WC04	●	23,5	25	34	153	70,5				56
D3G-2425-WC05	●	24	25	34	153	72				WCMX / WCKT 0503
D3G-24525-WC05	●	24,5	25	34	156	73,5	56			
D3G-2525-WC05	●	25	25	34	156	75	56			
D3G-25525-WC05	●	25,5	25	34	160	76,5	56			
D3G-2625-WC05	●	26	25	34	160	78	56			
D3G-26525-WC05	●	26,5	25	34	164	79,5	56			
D3G-2725-WC05	●	27	25	34	164	81	56			
D3G-27525-WC05	●	27,5	25	34	168	82,5	56			
D3G-2825-WC05	●	28	25	34	168	84	56			
D3G-28525-WC05	●	28,5	25	34	172	85,5	56			
D3G-2925-WC05	●	29	25	34	172	87	56			
D3G-29525-WC05	●	29,5	25	34	172	88,5	56			
D3G-3032-WC06	●	30	25	34	180	90	56	WCMX / WCKT 06T3	SM3,5X11X4,8	T15
D3G-3132-WC06	●	31	32	44	184	93	60			
D3G-31532-WC06	●	31,5	32	44	188	94,5	60			
D3G-3232-WC06	●	32	32	44	188	96	60			
D3G-32532-WC06	●	32,5	32	44	192	97,5	60			
D3G-3332-WC06	●	33	32	44	192	99	60			
D3G-33532-WC06	●	33,5	32	44	192	100,5	60			

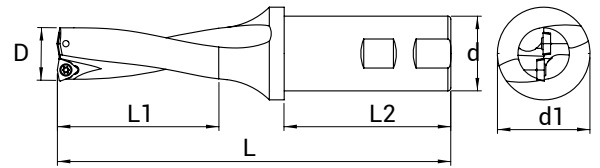
● Stock item

○ Non Stock item

▲ Special order

Drilling

3D U-DRILL TOOLS



(mm)

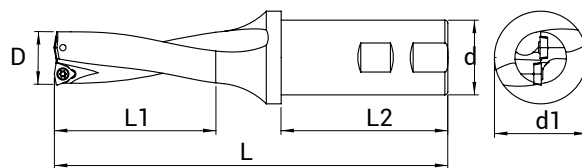
Order Code	Stock Availability	D	d	d1	L	L1	L2	Insert	Screw	Torx Key		
D3G-3432-WC06	●	34	32	44	192	102	60	WCMX / WCKT 06T3	SM3,5X11X4,8	T15		
D3G-34532-WC06	●	34,5	32	44	200	103,5	60					
D3G-3532-WC06	●	35	32	44	200	105	60					
D3G-35532-WC06	●	35,5	32	44	204	106,5	60					
D3G-3632-WC06	●	36	32	44	204	108	60					
D3G-36532-WC06	●	36,5	32	44	208	109,5	60					
D3G-3732-WC06	●	37	32	44	208	111	60					
D3G-37532-WC06	●	37,5	32	44	212	112,5	60					
D3G-3832-WC06	●	38	32	44	212	114	60					
D3G-38532-WC06	●	38,5	32	44	216	115,5	60					
D3G-3932-WC06	●	39	32	44	216	117	60					
D3G-39532-WC06	●	39,5	32	44	220	118,5	60					
D3G-4032-WC06	●	40	32	44	220	120	60					
D3G-4132-WC06	●	41	32	44	223	123	60					
D3G-4232-WC06	●	42	32	44	226	126	60					
D3G-4332-WC06	●	43	32	44	229	129	60					
D3G-4432-WC06	●	44	32	44	232	132	60					
D3G-4540-WC08	●	45	32	44	245	135	70				SM4X11	T15
D3G-4640-WC08	●	46	40	54	248	138	70					
D3G-4740-WC08	●	47	40	54	251	141	70					
D3G-4840-WC08	●	48	40	54	254	144	70					
D3G-4940-WC08	●	49	40	54	257	147	70					
D3G-5040-WC08	●	50	40	54	260	150	70					

● Stock item

○ Non Stock item

△ Special order

4D U-DRILL TOOLS



(mm)

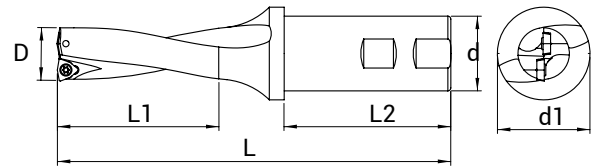
Order Code	Stock Availability	D	d	d1	L	L1	L2	Insert	Screw	Torx Key			
D4G-15525-WC03	●	15,5	25	34	142	62	56	WCMX / WCKT 0302	SM2,5X6	T08			
D4G-1625-WC03	●	16	25	34	142	64	56						
D4G-1725-WC03	●	17	25	34	146	68	56						
D4G-17525-WC03	●	17,5	25	34	150	72	56						
D4G-1825-WC03	●	18	25	34	150	72	56						
D4G-1925-WC03	●	19	25	34	154	76	56						
D4G-19525-WC03	●	19,5	25	34	159	80	56						
D4G-2025-WC04	●	20	25	34	159	80	56				WCMX / WCKT 0402		
D4G-2125-WC04	●	21	25	34	164	84	56						
D4G-2225-WC04	●	22	25	34	169	88	56						
D4G-2325-WC04	●	23	25	34	174	92	56						
D4G-23525-WC04	●	23,5	25	34	174	94	56				WCMX / WCKT 0503	SM3X8	T10
D4G-2425-WC05	●	24	25	34	177	96	56						
D4G-2525-WC05	●	25	25	34	181	100	56						
D4G-25525-WC05	●	25,5	25	34	181	102	56						
D4G-2625-WC05	●	26	25	34	186	104	56						
D4G-2725-WC05	●	27	25	34	191	108	56						
D4G-27525-WC05	●	27,5	25	34	191	110	56						
D4G-2825-WC05	●	28	25	34	196	112	56						
D4G-2925-WC05	●	29	25	34	201	116	56	WCMX / WCKT 06T3	SM3,5X11X4,8	T15			
D4G-3032-WC06	●	30	32	44	210	120	60						
D4G-3132-WC06	●	31	32	44	215	124	60						
D4G-31532-WC06	●	31,5	32	44	220	126	60						
D4G-3232-WC06	●	32	32	44	220	128	60						
D4G-3332-WC06	●	33	32	44	225	132	60						
D4G-33532-WC06	●	33,5	32	44	225	134	60						
D4G-3432-WC06	●	34	32	44	230	136	60						
D4G-3532-WC06	●	35	32	44	235	140	60						
D4G-3632-WC06	●	36	32	44	238	144	60						
D4G-3732-WC06	●	37	32	44	241	148	60						
D4G-3832-WC06	●	38	32	44	244	152	60						
D4G-38532-WC06	●	38,5	32	44	247	154	60						
D4G-3932-WC06	●	39	32	44	247	156	60						
D4G-4032-WC06	●	40	32	44	250	160	60						

● Stock item

○ Non Stock item

▲ Special order

4D U-DRILL TOOLS



(mm)

Order Code	Stock Availability	D	d	d1	L	L1	L2	Insert	Screw	Torx Key
D4G-4132-WC06	●	41	32	44	253	164	60	WCMX / WCKT 06T3	SM3,5X11X4,8	T15
D4G-41532-WC06	●	41,5	32	44	256	166	60			
D4G-4232-WC06	●	42	32	44	256	168	60			
D4G-4332-WC06	●	43	32	44	259	172	60			
D4G-4432-WC06	●	44	32	44	262	176	60			
D4G-4540-WC08	●	45	40	54	265	180	60	WCMX / WCKT 0804	SM4x11	
D4G-4640-WC08	●	46	40	54	268	184	60			
D4G-4740-WC08	●	47	40	54	271	188	60			
D4G-4840-WC08	●	48	40	54	274	192	60			
D4G-4940-WC08	●	49	40	54	277	196	60			
D4G-5040-WC08	●	50	40	54	280	200	60			

5D U-DRILL TOOLS

(mm)

Order Code	Stock Availability	D	d	d1	L	L1	L2	Insert	Screw	Torx Key
D5G-1625-WC03	●	16	25	34	153	80	56	WCMX / WCKT 0302	SM2,5x6	T08
D5G-1725-WC03	●	17	25	34	158	85	56			
D5G-1825-WC03	●	18	25	34	163	90	56			
D5G-1925-WC03	●	19	25	34	168	95	56			
D5G-2025-WC04	●	20	25	34	174	100	56			
D5G-2125-WC04	●	21	25	34	180	105	56	WCMX / WCKT 0402		
D5G-2225-WC04	●	22	25	34	186	110	56			
D5G-2325-WC04	●	23	25	34	192	115	56			
D5G-2425-WC05	●	24	25	34	196	120	56	WCMX / WCKT 0503	M3x8	T10
D5G-2525-WC05	●	25	25	34	200	125	56			
D5G-2625-WC05	●	26	25	34	206	130	56			
D5G-2725-WC05	●	27	25	34	212	135	56			
D5G-2825-WC05	●	28	25	34	218	140	56			
D5G-2925-WC05	●	29	25	34	224	145	56	WCMX / WCKT 06T3	M3,5X11X4,8	T15
D5G-3032-WC06	●	30	32	44	233	150	60			

● Stock item

○ Non Stock item

△ Special order

SPMG

RECOMMENDED CUTTING PARAMETERS

		SPMG 050204		SPMG 060204		SPMG 07T308		SPMG 090408		SPMG 110408		SPMG 140512	
		Drill Dia (mm)	Ø12.5-15	Ø15.5-21.5	Ø22-27.5	Ø28-33	Ø34-41	Ø42-50					
ISO	Material Group	Vc(m/min)	Feed (mm/rev)										
P	Carbon Steel	180-250	0.05-0.08	0.06-0.10	0.06-0.12	0.07-0.13	0.08-0.15	0.08-0.16					
	Low Alloy Steel	150-220	0.06-0.12	0.08-0.14	0.10-0.18	0.12-0.22	0.12-0.23	0.13-0.24					
	High Alloy Steel	130-180	0.06-0.10	0.08-0.15	0.10-0.20	0.12-0.23	0.12-0.24	0.13-0.25					
M	Stainless Steel	170-240	0.05-0.10	0.06-0.12	0.08-0.15	0.09-0.16	0.10-0.17	0.11-0.19					
K	Gray Cast Iron	180-250	0.06-0.12	0.08-0.16	0.12-0.20	0.15-0.25	0.16-0.28	0.18-0.30					
	Nodular Cast Iron	130-200	0.06-0.10	0.08-0.15	0.10-0.18	0.12-0.20	0.15-0.23	0.16-0.25					
N	Alloyed Aluminum	325-400	0.06-0.14	0.08-0.15	0.10-0.20	0.12-0.22	0.14-0.23	0.15-0.26					
S	Heat Resistant Alloy	30-60	0.05-0.10	0.06-0.14	0.08-0.18	0.10-0.22	0.12-0.22	0.14-0.24					

WCMX

RECOMMENDED CUTTING PARAMETERS

		WCMX 030204		WCMX 040204		WCMX 050308		WCMX 06T308		WCMX 080408	
		Drill Dia (mm)	Ø16-19.5	Ø20-23.5	Ø24-29	Ø30-44	Ø44-50				
ISO	Material Group	Vc(m/min)	Feed (mm/rev)								
P	Carbon Steel	180-250	0.04-0.065	0.06-0.10	0.06-0.12	0.07-0.13	0.08-0.15				
	Low Alloy Steel	150-220	0.05-0.09	0.08-0.14	0.10-0.18	0.12-0.22	0.12-0.23				
	High Alloy Steel	130-180	0.04-0.07	0.08-0.15	0.10-0.20	0.12-0.23	0.12-0.24				
M	Stainless Steel	170-240	0.04-0.07	0.06-0.12	0.08-0.15	0.09-0.12	0.09-0.13				
K	Gray Cast Iron	180-250	0.04-0.12	0.05-0.14	0.06-0.18	0.10-0.23	0.10-0.28				
	Nodular Cast Iron	130-200	0.04-0.08	0.04-0.08	0.04-0.10	0.05-0.14	0.05-0.14				
N	Alloyed Aluminum	325-400	0.05-0.14	0.06-0.15	0.10-0.20	0.10-0.22	0.12-0.23				
S	Heat Resistant Alloy	30-60	0.05-0.10	0.06-0.14	0.08-0.16	0.08-0.14	0.08-0.15				

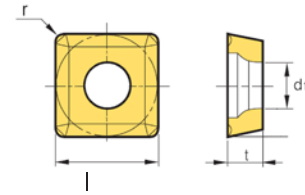
● Stock item

○ Non Stock item

▲ Special order

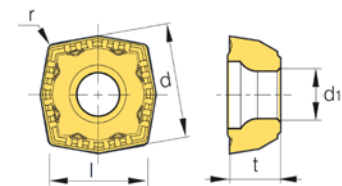
INDEXABLE DRILLS AND INSERTS

SPMT



Product Image	CB	Insert Code	U					Dimensions				
			TP1630	TP2625	TP3630	TP4630	TP5620	l	d	t	r	d1
		SPMT 040204		○				4.70	-	2.4	0.4	2.3
		SPMT 050204		●				5.10	-	2.4	0.4	2.3
		SPMT 060205		●				6.20	-	2.5	0.5	2.5
		SPMT 07T208		●				7.50	-	2.8	0.8	2.8
		SPMT 090308		●				9.20	-	3.3	0.8	3.4
		SPMT 11T308		●				11.0	-	4.0	0.8	4.0
		SPMT 130410		○				13.0	-	4.5	1.0	4.5

XOMT



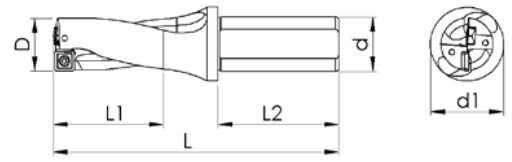

Product Image	CB	Insert Code	U					Dimensions				
			TP1630	TP2625	TP3630	TP4630	TP5620	l	d	t	r	d1
		XOMT 040204		○				4.3	4.9	2.4	0.4	2.3
		XOMT 050204		●				4.8	5.4	2.4	0.4	2.3
		XOMT 060204		●				5.8	6.6	2.5	0.4	2.5
		XOMT 07T205		●				6.9	7.8	2.8	0.5	2.8
		XOMT 090305		●				8.4	9.6	3.3	0.5	3.4
		XOMT 11T306		●				10.0	11.4	4.0	0.6	4.0
		XOMT 130406		●				11.9	13.6	4.5	0.6	4.5

● Stock item

○ Non Stock item

△ Special order

2D PRO DRILL TOOLS



(mm)

Order Code	Stock Availability	D	d	d1	L	L1	L2	Insert	Screw	Torx Key
D2K-1625-SX05	●	16	25	34	110	32	50	SPMT/XOMT 0502	M2,22X5	T06
D2K-1725-SX06	●	17	25	34	112	34	56	SPMT/XOMT 0602	M2,2X6	
D2K-1825-SX06	●	18	25	34	114	36	56			
D2K-1925-SX06	●	19	25	34	116	38	56	SPMT/XOMT 07T2	M3X7	T08
D2K-2025-SX07	●	20	25	34	119	40	56			
D2K-2125-SX07	●	21	25	34	122	42	56			
D2K-2225-SX07	●	22	25	34	125	44	56			
D2K-2325-SX07	●	23	25	34	128	46	56	SPMT/XOMT 0903	M3X8	T08
D2K-2425-SX09	●	24	25	34	129	48	56			
D2K-2525-SX09	●	25	25	34	131	50	56			
D2K-2625-SX09	●	26	25	34	134	52	56			
D2K-2725-SX09	●	27	25	34	137	54	56			
D2K-2825-SX09	●	28	25	34	140	56	56			
D2K-2925-SX09	●	29	25	34	143	58	56	SPMT/XOMT 11T3	M3,5X9	T15
D2K-3032-SX11	●	30	32	44	150	60	60			
D2K-3132-SX11	●	31	32	44	153	62	60			
D2K-3232-SX11	●	32	32	44	156	64	60			
D2K-3332-SX11	●	33	32	44	159	66	60			
D2K-3432-SX11	●	34	32	44	162	68	60			
D2K-3532-SX11	●	35	32	44	165	70	60			

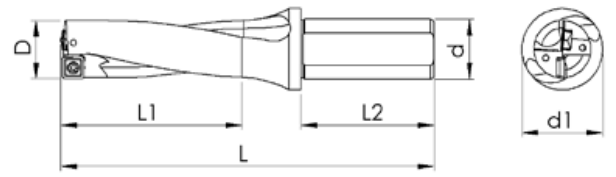

Drilling

● Stock item

○ Non Stock item

▲ Special order

3D PRO DRILL TOOLS



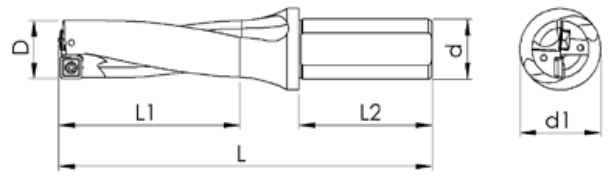

(mm)

Order Code	Stock Availability	D	d	d1	L	L1	L2	Insert	Screw	Torx Key
D3K-1625-SX05	●	16	25	34	126	48	56	SPMT/XOMT 0502	M2,2X5	T06
D3K-1725-SX06	●	17	25	34	129	51	56	SPMT/XOMT 0602	M2,2X6	
D3K-1825-SX06	●	18	25	34	132	54	56			
D3K-1925-SX06	●	19	25	34	135	57	56	SPMT/XOMT 07T2	M2,2X7	T08
D3K-2025-SX07	●	20	25	34	139	60	56			
D3K-2125-SX07	●	21	25	34	143	63	56			
D3K-2225-SX07	●	22	25	34	147	66	56			
D3K-2325-SX07	●	23	25	34	151	69	56	SPMT/XOMT 0903	M3X8	T08
D3K-2425-SX09	●	24	25	34	153	72	56			
D3K-2525-SX09	●	25	25	34	156	75	56			
D3K-2625-SX09	●	26	25	34	160	78	56			
D3K-2725-SX09	●	27	25	34	164	81	56			
D3K-2825-SX09	●	28	25	34	168	84	56			
D3K-2925-SX09	●	29	25	34	172	87	56	SPMT/XOMT 11T3	M3,5X9	T15
D3K-3032-SX11	●	30	32	44	180	90	60			
D3K-3132-SX11	●	31	32	44	184	93	60			
D3K-3232-SX11	●	32	32	44	188	96	60			
D3K-3332-SX11	●	33	32	44	192	99	60			
D3K-3432-SX11	●	34	32	44	192	102	60			
D3K-3532-SX11	●	35	32	44	200	105	60			

● Stock item

○ Non Stock item

△ Special order

4D PRO DRILL TOOLS


(mm)

Order Code	Stock Availability	D	d	d1	L	L1	L2	Insert	Screw	Torx Key
D4K-1625-SX05	●	16	25	34	142	64	56	SPMT/XOMT 0502	M2,2X5	T06
D4K-1725-SX06	●	17	25	34	146	68	56	SPMT/XOMT 0602	M2,2X6	
D4K-1825-SX06	●	18	25	34	150	72	56			
D4K-1925-SX06	●	19	25	34	154	76	56			
D4K-2025-SX07	●	20	25	34	159	80	56	SPMT/XOMT 07T2	M3X7	T08
D4K-2125-SX07	●	21	25	34	164	84	56			
D4K-2225-SX07	●	22	25	34	169	88	56			
D4K-2325-SX07	●	23	25	34	174	92	56	SPMT/XOMT 0903	M3X8	
D4K-2425-SX09	●	24	25	34	177	96	56			
D4K-2525-SX09	●	25	25	34	181	100	56			
D4K-2625-SX09	●	26	25	34	186	104	56			
D4K-2725-SX09	●	27	25	34	191	108	56			
D4K-2825-SX09	●	28	25	34	196	112	56	SPMT/XOMT 11T3	M3,5X9	T15
D4K-2925-SX09	●	29	25	34	201	116	56			
D4K-3032-SX11	●	30	32	44	210	120	60			
D4K-3132-SX11	●	31	32	44	215	124	60	SPMT/XOMT 11T3	M3,5X9	
D4K-3232-SX11	●	32	32	44	220	128	60			
D4K-3332-SX11	●	33	32	44	225	132	60			
D4K-3432-SX11	●	34	32	44	230	136	60			
D4K-3532-SX11	●	35	32	44	235	140	60			

Drilling

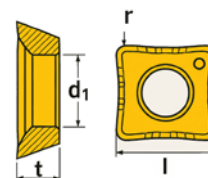
● Stock item

○ Non Stock item

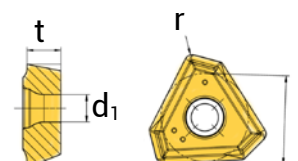
▲ Special order

INDEXABLE DRILLS AND INSERTS

SOMT



Product Image	CB	Insert Code	U					K	Dimensions			
			TP1630	TP2625	TP3630	TP4630	TP5620	TC2215	l	d1	t	r
	DP	SOMT 050204	●					Δ	4.90	2.21	2.38	0.4
		SOMT 060204	●			○		Δ	5.70	2.55	2.38	0.4
		SOMT 070306	●			●		Δ	6.80	2.55	2.38	0.6
		SOMT 08T306	●			○		Δ	7.90	2.80	3.97	0.6
		SOMT 09T308	●			○		Δ	9.20	3.81	3.97	0.8
		SOMT 11T308	●					Δ	11.0	3.81	3.97	0.8
		SOMT 130408	○					Δ	12.8	4.40	4.40	0.8
		SOMT 150510	○					Δ	15	5.40	4.80	1.0



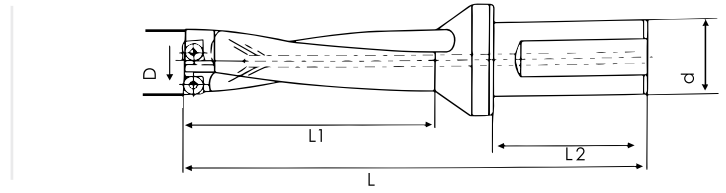
TPMX

Product Image	CB	Insert Code	U					Dimensions			
			TP1630	TP2625	TP3630	TP4630	TP5620	l	d1	t	r
		TPMX 1403R				○		8.45	2.87	3.50	0.8
		TPMX 1704R				○		10.30	3.90	4.0	0.8
		TPMX 2405R/L				○		14.20	4.40	5.50	1.2

● Stock item

○ Non Stock item

Δ Special order

2D TIGER DRILL TOOLS


(mm)

Order Code	Stock Availability	L	L1	L2	D	d	Insert	Screw	Torx Key
D2T-1388-SOMT05	○	88	29	44	13	20	SOMT 050204	M2X5	T06
D2T-13589-SOMT05	○	89	30		13,5				
D2T-1490-SOMT05	○	90	31		14				
D2T-14591-SOMT05	○	91	32		14,5				
D2T-1592-SOMT05	○	92	33		15				
D2T-15593-SOMT05	○	93	34		15,5				
D2T-1694-SOMT05	○	94	35		16				
D2T-16596-SOMT06	○	95	36		16,5				
D2T-1796-SOMT06	○	96	37	56	17	25	SOMT 060204	M2,2X5	T07
D2T-175110-SOMT06	○	109	38		17,5				
D2T-18110-SOMT06	○	110	39		18				
D2T-185111-SOMT06	○	111	40		18,5				
D2T-19112-SOMT06	○	112	41		19				
D2T-195113-SOMT07	○	113	42		19,5				
D2T-20114-SOMT07	○	114	43		20				
D2T-205115-SOMT07	○	115	44		20,5				
D2T-21116-SOMT07	○	116	45	60	21	32	SOMT 070306	M2,5X7	T08
D2T-215117-SOMT07	○	117	46		21,5				
D2T-22118-SOMT07	○	118	47		22				
D2T-225119-SOMT08	○	119	48		22,5				
D2T-23123-SOMT08	○	123	49		23				
D2T-235124-SOMT08	○	124	50		23,5				
D2T-24125-SOMT08	○	125	51		24				
D2T-245126-SOMT08	○	126	52		24,5				
D2T-25127-SOMT08	○	127	53	25					
D2T-255134-SOMT08	○	134	54	60	25,5	32	SOMT 08T306	M2,5X7	T08
D2T-26135-SOMT08	○	135	55		26				
D2T-265136-SOMT09	○	136	56		26,5				
D2T-27137-SOMT09	○	137	57		27				
D2T-275138-SOMT09	○	138	58		27,5				
D2T-28139-SOMT09	○	139	59		28				
D2T-285140-SOMT09	○	140	60		28,5				

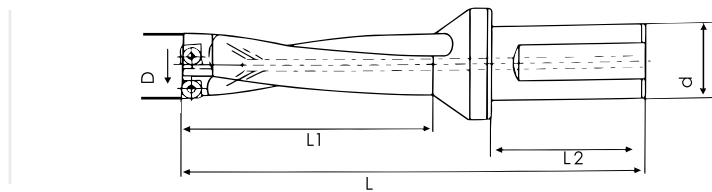
● Stock item

○ Non Stock item

▲ Special order

Drilling

2D TIGER DRILL TOOLS



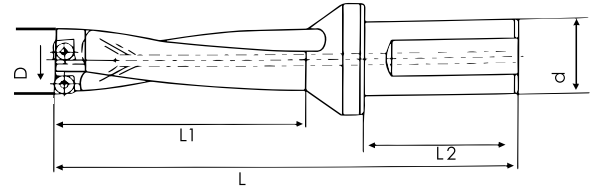
(mm)

Order Code	Stock Availability	L	L1	L2	D	d	Insert	Screw	Torx Key
D2T-29143-SOMT09	○	143	62	60	29	32	SOMT 09T308	M4X10	T15
D2T-295144-SOMT09	○	144	63		29,5				
D2T-30148-SOMT09	○	148	64		30				
D2T-305149-SOMT09	○	149	65		30,5				
D2T-31150-SOMT09	○	150	66		31				
D2T-315151-SOMT09	○	151	67		31,5				
D2T-32152-SOMT11	○	152	68	60	32	SOMT 11T308	M4X10	T15	
D2T-325153-SOMT11	○	153	69		32,5				
D2T-33154-SOMT11	○	154	70		33				
D2T-335155-SOMT11	○	155	71		33,5				
D2T-34156-SOMT11	○	156	72		34				
D2T-345157-SOMT11	○	157	73		34,5				
D2T-35158-SOMT11	○	158	74	60	35	SOMT 130408	M4X10	T15	
D2T-355159-SOMT11	○	159	75		35,5				
D2T-36160-SOMT11	○	160	76		36				
D2T-365161-SOMT11	○	161	77		36,5				
D2T-37169-SOMT13	○	169	79		37				
D2T-375170-SOMT13	○	170	80		37,5				
D2T-38171-SOMT13	○	171	81	70	38	SOMT 150510	M5X11	T20	
D2T-385172-SOMT13	○	172	82		38,5				
D2T-39174-SOMT13	○	173	83		39				
D2T-395185-SOMT13	○	174	84		39,5				
D2T-40185-SOMT13	○	185	85		40				
D2T-41187-SOMT13	○	187	87		41				
D2T-42189-SOMT13	○	189	89	70	42	SOMT 150510	M5X11	T20	
D2T-43191-SOMT13	○	191	91		43				
D2T-44193-SOMT15	○	193	93		44				
D2T-45195-SOMT15	○	195	95		45				
D2T-46197-SOMT15	○	197	97		46				
D2T-47199-SOMT15	○	199	99		47				
D2T-48201-SOMT15	○	201	101	70	48	SOMT 150510	M5X11	T20	
D2T-49203-SOMT15	○	203	103		49				
D2T-50205-SOMT15	○	205	105		50				

● Stock item

○ Non Stock item

△ Special order

3D TIGER DRILL TOOLS


(mm)

Order Code	Stock Availability	L	L1	L2	D	d	Insert	Screw	Torx Key
D3T-13101-SOMT05	○	101	42	44	13	20	SOMT 050204	M2X5	T06
D3T-135103-SOMT05	○	103	44		13,5				
D3T-14104-SOMT05	○	104	45		14				
D3T-145106-SOMT05	○	106	47		14,5				
D3T-15107-SOMT05	○	107	48		15				
D3T-155109-SOMT05	○	109	50		15,5				
D3T-16110-SOMT05	○	110	51		16				
D3T-165112-SOMT06	○	112	53	56	16,5	SOMT 060204	M2.5X5	T07	
D3T-17113-SOMT06	○	113	54		17				
D3T-175127-SOMT06	○	127	56		17,5				
D3T-18128-SOMT06	○	128	57		18				
D3T-185130-SOMT06	○	130	59		18,5				
D3T-19131-SOMT06	○	131	60		19				
D3T-195133-SOMT07	○	133	62		19,5				
D3T-20134-SOMT07	○	134	63	60	20	SOMT 070306	M2.5X7	T08	
D3T-205136-SOMT07	○	136	65		20,5				
D3T-21137-SOMT07	○	137	66		21				
D3T-215139-SOMT07	○	139	68		21,5				
D3T-22140-SOMT07	○	140	69		22				
D3T-225142-SOMT08	○	142	71		22,5				
D3T-23146-SOMT08	○	146	72		23				
D3T-235148-SOMT08	○	148	74	23,5					
D3T-24149-SOMT08	○	149	75	32	24	SOMT 08T306	M2.5X7	T08	
D3T-245151-SOMT08	○	151	77		24,5				
D3T-25152-SOMT08	○	152	78		25				
D3T-255160-SOMT08	○	160	80		25,5				
D3T-26161-SOMT08	○	161	81		26				

Drilling

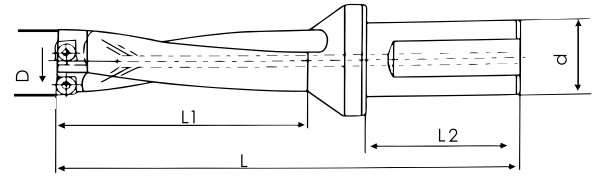
● Stock item

○ Non Stock item

▲ Special order

3D TIGER DRILL TOOLS

Order Code	Stock Availability	L	L1	L2	D	d	Insert	Screw	Torx Key
D3T-265163-SOMT09	○	163	83		26,5		SOMT 09T308		
D3T-27164-SOMT09	○	164	84		27				
D3T-275166-SOMT09	○	166	86		27,5				
D3T-28167-SOMT09	○	167	87		28				
D3T-285169-SOMT09	○	169	89		28,5				
D3T-29172-SOMT09	○	172	91		29				
D3T-295174-SOMT09	○	174	93		29,5				
D3T-30178-SOMT09	○	178	94		30				
D3T-305180-SOMT09	○	180	96		30,5				
D3T-31181-SOMT09	○	181	97		31				
D3T-315183-SOMT09	○	183	99	31,5	60	32	SOMT 11T308	M3,5X8,5	T15
D3T-32184-SOMT11	○	184	100	32					
D3T-325186-SOMT11	○	186	102	32,5					
D3T-33187-SOMT11	○	187	103	33					
D3T-335189-SOMT11	○	189	105	33,5					
D3T-34190-SOMT11	○	190	106	34					
D3T-345192-SOMT11	○	192	108	34,5					
D3T-35193-SOMT11	○	193	109	35					
D3T-355195-SOMT11	○	195	111	35,5					
D3T-36196-SOMT11	○	196	112	36					
D3T-365198-SOMT11	○	198	114	36,5			SOMT 130408	M4X10	T15
D3T-37206-SOMT13	○	206	116	37					
D3T-375208-SOMT13	○	208	118	37,5					
D3T-38209-SOMT13	○	209	119	38					
D3T-385211-SOMT13	○	211	121	38,5					
D3T-39212-SOMT13	○	212	122	39					
D3T-395214-SOMT13	○	214	124	39,5					
D3T-40225-SOMT13	○	225	125	40					
D3T-41228-SOMT13	○	228	128	41					
D3T-42231-SOMT13	○	231	131	42					
D3T-43234-SOMT13	○	234	134	43					
D3T-44237-SOMT15	○	237	137	44					
D3T-45240-SOMT15	○	240	140	45					
D3T-45243-SOMT15	○	243	143	46					
D3T-47246-SOMT15	○	246	146	47					
D3T-48249-SOMT15	○	249	149	48					
D3T-49252-SOMT15	○	252	152	49					
D3T-50255-SOMT15	○	255	155	50					

4D TIGER DRILL TOOLS


(mm)

Order Code	Stock Availability	L	L1	L2	D	d	Insert	Screw	Torx Key
D4T-14118-SOMT05	○	118	59	44	14	20	SOMT 050204	M2X5	T06
D4T-145120-SOMT05	○	120	61		14,5				
D4T-15122-SOMT05	○	122	63		15				
D4T-155124-SOMT05	○	124	65		15,5				
D4T-16126-SOMT05	○	126	67		16				
D4T-165128-SOMT06	○	128	69		16,5				
D4T-17130-SOMT06	○	130	71	56	17	SOMT 060204	M2,2X5	T07	
D4T-175144-SOMT06	○	144	73		17,5				
D4T-18146-SOMT06	○	146	75		18				
D4T-185148-SOMT06	○	148	77		18,5				
D4T-19150-SOMT06	○	150	79		19				
D4T-195152-SOMT07	○	152	81		19,5				
D4T-20154-SOMT07	○	154	83	60	20	SOMT 070306	M2,5X7	T08	
D4T-205156-SOMT07	○	156	85		20,5				
D4T-21158-SOMT07	○	158	87		21				
D4T-215160-SOMT07	○	160	89		21,5				
D4T-22162-SOMT07	○	162	91		22				
D4T-225164-SOMT08	○	164	93		22,5				
D4T-23169-SOMT08	○	169	95	60	23	SOMT 08T306	M2,5X7	T08	
D4T-235171-SOMT08	○	171	97		23,5				
D4T-24173-SOMT08	○	173	99		24				
D4T-245175-SOMT08	○	175	101		24,5				
D4T-25177-SOMT08	○	177	103		25				
D4T-255185-SOMT08	○	185	105		25,5				32
D4T-26187-SOMT08	○	187	107	26					

Drilling

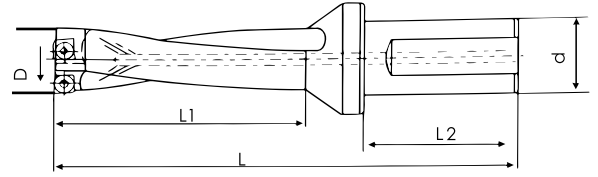
● Stock item

○ Non Stock item

▲ Special order

4D TIGER DRILL TOOLS

Order Code	Stock Availability	L	L1	L2	D	d	Insert	Screw	Torx Key					
D4T-265189-SOMT09	○	189	109		26,5		SOMT 09T308	M3,5X8,5	T15					
D4T-27191-SOMT09	○	191	111		27									
D4T-275193-SOMT09	○	193	113		27,5									
D4T-28195-SOMT09	○	195	115		28									
D4T-285197-SOMT09	○	197	117		28,5									
D4T-29201-SOMT09	○	201	120		29									
D4T-295203-SOMT09	○	203	122		29,5									
D4T-30208-SOMT09	○	208	124		30									
D4T-305210-SOMT09	○	210	126		30,5									
D4T-31212-SOMT09	○	212	128		31									
D4T-315214-SOMT09	○	214	130		31,5									
D4T-32216-SOMT11	○	216	132	32	60	32	SOMT 11T308							
D4T-325218-SOMT11	○	218	134	32,5										
D4T-33220-SOMT11	○	220	136	33										
D4T-335222-SOMT11	○	222	138	33,5										
D4T-34224-SOMT11	○	224	140	34										
D4T-345226-SOMT11	○	226	142	34,5										
D4T-35228-SOMT11	○	228	144	35										
D4T-355230-SOMT11	○	230	146	35,5										
D4T-36232-SOMT11	○	232	148	36										
D4T-365234-SOMT11	○	234	150	36,5										
D4T-37243-SOMT13	○	243	153	37								SOMT 130408	M4X10	T15
D4T-375245-SOMT13	○	245	155	37,5										
D4T-38247-SOMT13	○	247	157	38										
D4T-385249-SOMT13	○	249	159	38,5										
D4T-39251-SOMT13	○	251	161	39										
D4T-395253-SOMT13	○	253	163	39,5										
D4T-40265-SOMT13	○	265	165	40	70	40	SOMT 150510	M5X11	T20					
D4T-41269-SOMT13	○	269	169	41										
D4T-42273-SOMT13	○	273	173	42										
D4T-43277-SOMT13	○	277	177	43										
D4T-44281-SOMT15	○	281	181	44										
D4T-45285-SOMT15	○	285	185	45										
D4T-46289-SOMT15	○	289	189	46										
D4T-47293-SOMT15	○	293	193	47										
D4T-48297-SOMT15	○	297	197	48										
D4T-49302-SOMT15	○	302	201	49										
D4T-50305-SOMT15	○	305	205	50										

5D TIGER DRILL TOOLS


(mm)

Order Code	Stock Availability	L	L1	L2	D	d	Insert	Screw	Torx Key				
D5T-16142-SOMT05	○	142	83	44	16	20	SOMT 050204	M2X5	T06				
D5T-165145-SOMT06	○	145	86		44		16,5	SOMT 060204	M2,2X5	T07			
D5T-17147-SOMT06	○	147	88				44				17		
D5T-175162-SOMT06	○	162	91								44	17,5	
D5T-18164-SOMT06	○	164	93									44	18
D5T-185167-SOMT06	○	167	96										44
D5T-19169-SOMT06	○	169	98	44		19							
D5T-195172-SOMT07	○	172	101		56	19,5		SOMT 070306	M2,2X5	T07			
D5T-20174-SOMT07	○	174	103			56	20						
D5T-205177-SOMT07	○	177	106				56				20,5		
D5T-21179-SOMT07	○	179	108								56	21	
D5T-215182-SOMT07	○	182	111									56	21,5
D5T-22184-SOMT07	○	184	113	56									22
D5T-225187-SOMT08	○	187	116		56			22,5	SOMT 08T306	M2,5X7			T08
D5T-23192-SOMT08	○	192	118			56		23					
D5T-235195-SOMT08	○	195	121				56	23,5					
D5T-24197-SOMT08	○	197	123					56			24		
D5T-245200-SOMT08	○	200	126								56	24,5	
D5T-25202-SOMT08	○	202	128	56								25	
D5T-255213-SOMT08	○	213	130		60				25,5	SOMT 09T308		M3,5X8,5	T15
D5T-26216-SOMT08	○	216	133			60			26				
D5T-265219-SOMT09	○	219	136				60		26,5				
D5T-27220-SOMT09	○	220	138					60	27				
D5T-275221-SOMT09	○	221	141						60		27,5		
D5T-28223-SOMT09	○	223	143	60							28		
D5T-285226-SOMT09	○	226	146		60					28,5			
D5T-29230-SOMT09	○	230	148			60				29			

Drilling

● Stock item

○ Non Stock item

▲ Special order

5D TIGER DRILL TOOLS

Order Code	Stock Availability	L	L1	L2	D	d	Insert	Screw	Torx Key
D5T-295233-SOMT09	○	233	151	60	29,5	32	SOMT 09T308	M3,5X8,5	T15
D5T-30238-SOMT09	○	238	154		30				
D5T-305241-SOMT09	○	241	157		30,5				
D5T-31243-SOMT09	○	243	159		31				
D5T-315245-SOMT09	○	245	162		31,5				
D5T-32248-SOMT11	○	248	164		32				
D5T-325251-SOMT11	○	251	167		32,5		SOMT 11T308		
D5T-33253-SOMT11	○	253	169		33				
D5T-335255-SOMT11	○	255	172		33,5				
D5T-34258-SOMT11	○	258	174		34				
D5T-345261-SOMT11	○	261	177		34,5				
D5T-35263-SOMT11	○	263	179		35				
D5T-355265-SOMT11	○	265	182		35,5				
D5T-36268-SOMT11	○	268	184		36				
D5T-365271-SOMT11	○	271	187	36,5	SOMT 130408				
D5T-37280-SOMT13	○	280	190	37					
D5T-375283-SOMT13	○	283	193	37,5					
D5T-38285-SOMT13	○	285	195	38					
D5T-385288-SOMT13	○	288	198	38,5					
D5T-39290-SOMT13	○	290	200	39					
D5T-395293-SOMT13	○	293	203	39,5					
D5T-40305-SOMT13	○	305	205	40					
D5T-41310-SOMT13	○	310	210	41					
D5T-42315-SOMT13	○	315	215	42					
D5T-43320-SOMT13	○	320	220	43	SOMT 150510				
D5T-44325-SOMT15	○	325	225	44					
D5T-45330-SOMT15	○	330	230	45					
D5T-46335-SOMT15	○	335	235	46					
D5T-47340-SOMT15	○	340	240	47					
D5T-48345-SOMT15	○	345	245	48					
D5T-49350-SOMT15	○	350	250	49					
D5T-50355-SOMT15	○	355	255	50					

SPMT- XOMT

WORKING CONDITION

		SPMT 050204 XOMT 050204		SPMT 060205 XOMT 060204		SPMT 07T208 XOMT 07T205		SPMT 090308 XOMT 090305		SPMT 11T308 XOMT 11T306	
		Drill Dia (mm)	Ø16	Ø17-19	Ø20-23	Ø24-29	Ø30-35				
ISO	Material Group	Vc(m/min)	Feed (mm/rev)								
P	Carbon Steel	120-180	0.04-0.08	0.04-0.08	0.04-0.08	0.04-0.08	0.04-0.08				
	Low Alloy Steel	90-150	0.06-0.12	0.06-0.12	0.06-0.12	0.06-0.14	0.06-0.16				
	High Alloy Steel	50-120	0.04-0.08	0.06-0.08	0.06-0.08	0.06-0.10	0.06-0.12				
M	Stainless Steel	100-160	0.04-0.07	0.04-0.07	0.04-0.07	0.04-0.07	0.04-0.08				
K	Gray Cast Iron	150-250	0.04-0.12	0.05-0.14	0.05-0.14	0.06-0.18	0.10-0.20				
	Nodular Cast Iron	100-160	0.04-0.07	0.04-0.08	0.04-0.08	0.04-0.10	0.05-0.12				

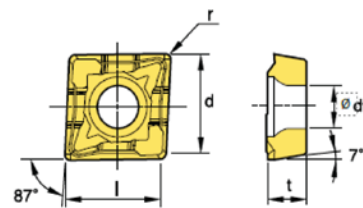
SOMT

WORKING CONDITION

		SOMT 050204		SOMT 060204		SOMT 070306		SOMT 08T306		SOMT 09T308		SOMT 11T308		SOMT 130408		SOMT 150510	
		Drill Dia (mm)	Ø13-16	Ø16.5-19	Ø19.5-22	Ø22.5-26	Ø26.5-31.5	Ø32-36.5	Ø37-43	Ø44-50							
ISO	Material Group	Vc(m/min)	Feed (mm/rev)														
P	Carbon Steel	180-250	0.04-0.06	0.04-0.06	0.04-0.08	0.04-0.08	0.04-0.08	0.04-0.08	0.04-0.08	0.04-0.08	0.04-0.08	0.04-0.08	0.04-0.08	0.04-0.08	0.04-0.08	0.04-0.08	0.04-0.08
	Low Alloy Steel	150-220	0.06-0.16	0.06-0.16	0.08-0.20	0.08-0.20	0.08-0.20	0.08-0.20	0.09-0.20	0.09-0.22	0.09-0.22	0.09-0.22	0.09-0.22	0.09-0.22	0.09-0.22	0.09-0.22	0.09-0.22
	High Alloy Steel	130-180	0.06-0.12	0.06-0.12	0.06-0.12	0.08-0.16	0.08-0.16	0.08-0.16	0.08-0.18	0.08-0.18	0.08-0.18	0.08-0.18	0.08-0.18	0.08-0.18	0.08-0.18	0.08-0.18	0.08-0.18
M	Stainless Steel	170-240	0.06-0.12	0.06-0.12	0.06-0.16	0.06-0.16	0.06-0.16	0.06-0.18	0.06-0.18	0.06-0.18	0.06-0.18	0.06-0.18	0.06-0.18	0.06-0.18	0.06-0.18	0.06-0.18	0.06-0.18
K	Gray Cast Iron	180-250	0.08-0.18	0.08-0.18	0.10-0.20	0.10-0.20	0.11-0.22	0.12-0.22	0.10-0.24	0.10-0.24	0.10-0.24	0.10-0.24	0.10-0.24	0.10-0.24	0.10-0.24	0.10-0.24	0.10-0.24
	Nodular Cast Iron	130-200	0.08-0.18	0.08-0.18	0.10-0.20	0.10-0.20	0.10-0.22	0.10-0.22	0.10-0.22	0.10-0.22	0.10-0.22	0.10-0.22	0.10-0.22	0.10-0.22	0.10-0.22	0.10-0.22	0.10-0.22

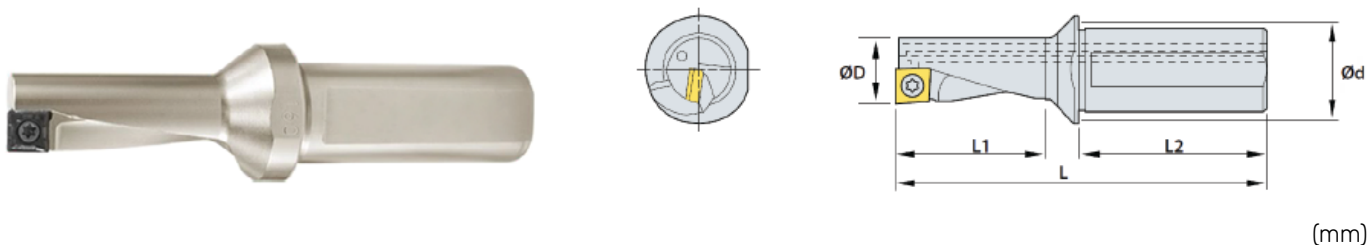
INDEXABLE DRILLS AND INSERTS

XCMT



Product Image	CB	Insert Code	U TP2625J	Dimensions				
				l	d	t	r	d1
		XCMT 050204-CM	●	5.0	5.4	2.10	0.4	2.3
		XCMT 060204-CM	●	6.0	6.4	2.38	0.4	2.5
		XCMT 070304-CM	●	7.0	7.4	3.18	0.4	2.8
		XCMT 080304-CM	●	8.0	8.4	3.18	0.4	3.4
		XCMT 10T304-CM	●	10.0	10.4	3.97	0.4	4.0

SPEED TURN HOLDERS



(mm)

Order Code	Stock Availability	D	d	L	L1	L2	Insert	Screw	Torx Key
SF-10R/L-2.5D-C16	○	10	16	78	25	42	XCMT 050204	M2.0X5	T6
SF-12R/L-2.5D-C16	○	12	16	87	30	45	XCMT 060204	M2.2X5	
SF-14R/L-2.5D-C16	○	14	16	92	35	45	XCMT 070304	M2.5X6	T8
SF-16R/L-2.5D-C20	○	16	20	102	40	50	XCMT 080304	M3.0X8	T10
SF-20R/L-2.5D-C25	○	20	25	115	50	50	XCMT 10T304		
SF-10R/L-3.25D-C16	○	10	16	85,5	32,5	42	XCMT 050204	M2.0X5	T6
SF-12R/L-3.25D-C16	○	12	16	95	39	45	XCMT 060204	M2.2X5	
SF-14R/L-3.25D-C16	○	14	16	102,5	45,5	45	XCMT 070304	M2.5X6	T8
SF-16R/L-3.25D-C20	○	16	20	114	52	50	XCMT 080304	M3.0X8	T10
SF-20R/L-3.25D-C25	○	20	25	127	65	50	XCMT 10T304		


● Stock item





○ Non Stock item

△ Special order






RAPID DRILL / **RAPID DRILL**

Rapid Drill Insert Coding System



<p>1 ED 2 5 0 ES1</p> <p>ED: E-Drill</p>	<p>2 3 4 ED 2 5 0 ES1</p> <p>25,0 mm Drilling Dia.</p>	<p>5 ED 2 5 0 ES1</p> <p>ES1:  EB: </p> <p>EA:  EF: </p>
--	--	--

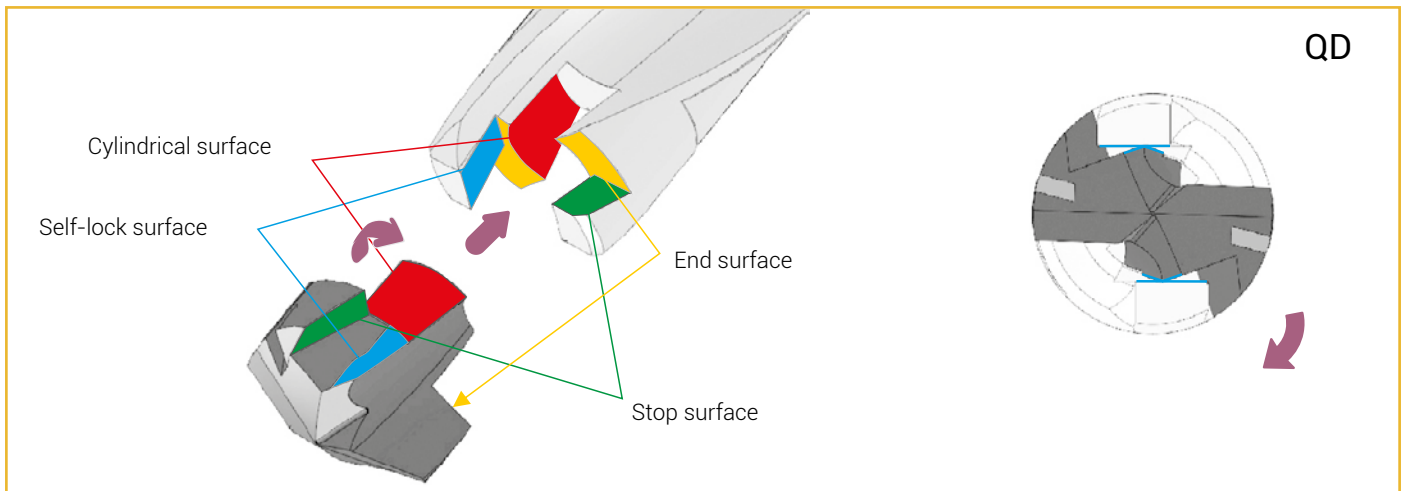
Insert Selection Table For Rapid Drill Inserts(8-26 mm)

Type	Grades	Form	Application
ES1	TP2630 TP4630		Standard insert suitable for most conventional steels, medium and high carbon steel, alloyed steel. Can also be used for nodular cast iron in cases where worklength is shorter than 5D.
ES2	TP2630		Recommended for cast iron drilling.
EA	TP2630		Standard insert suitable for most conventional steels, medium and high carbon steel, alloyed steel. Has good rigidity and centering function especially for larger worklengths than 5D.
EB	TP2630		Has excellent chip removal ability due to its unique design. First choice for hole diameters larger than 14mm and large worklengths like 5D/8D/12D. Suggested for difficult-to-cut materials like stainless steel, titanium, nickel base alloys, manganese steel.
EF	TP2630		Can be used for blind holes as well as regular holes for wide range of materials like steel and cast iron.

Drilling

RAPID DRILL / RAPID DRILL

Easy Clamping System




Polished Toolholders

Polished toolholder flutes let chips evacuate easily.



Toolholders with Coolant Holes

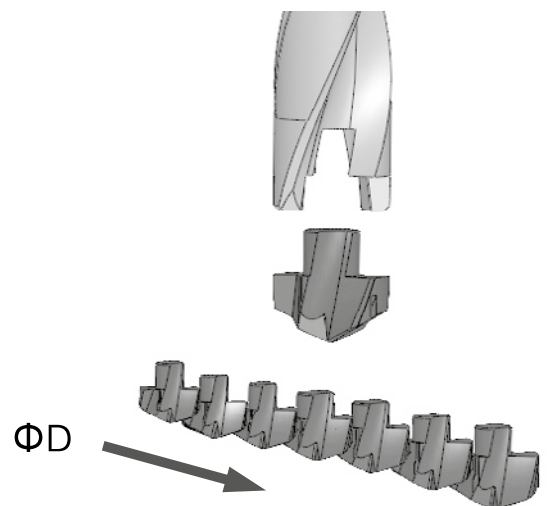


Usage of coolant helps to sustain longer insert tool life. Also thanks to the pressure, chips are evacuated easily.

Drilling

Interchangeability and Flexibility


Different inserts can be used with a single toolholder. This makes Euroly Rapid Drills an economic solution for workshops.




RAPID DRILL / RAPID DRILL

How to Attach Cutting Inserts?


- 1**




Remove dust using air blast.
- 2**




Put the insert onto drill holder.
- 3**




Turn insert lightly in a clockwise direction (Use gloves to protect your hand from any danger.)
- 4**



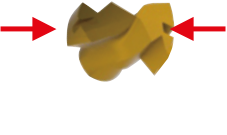
Make sure the wrench fits with insert's slot for the wrench.
- 5**



Turn the wrench in a clockwise direction slowly until insert won't move.
- 6**




Completed.




Drilling

How to Detach Cutting Inserts?

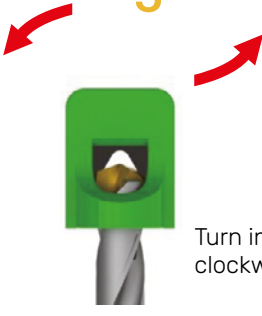
- 1**



Remove dust using air blast.
- 2**



Put the wrench onto the insert.
- 3**

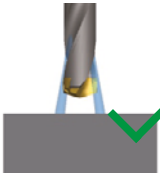


Turn insert lightly counter clockwise direction.

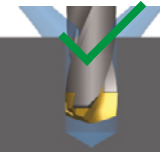
RAPID DRILL / RAPID DRILL

Coolant


- 1**



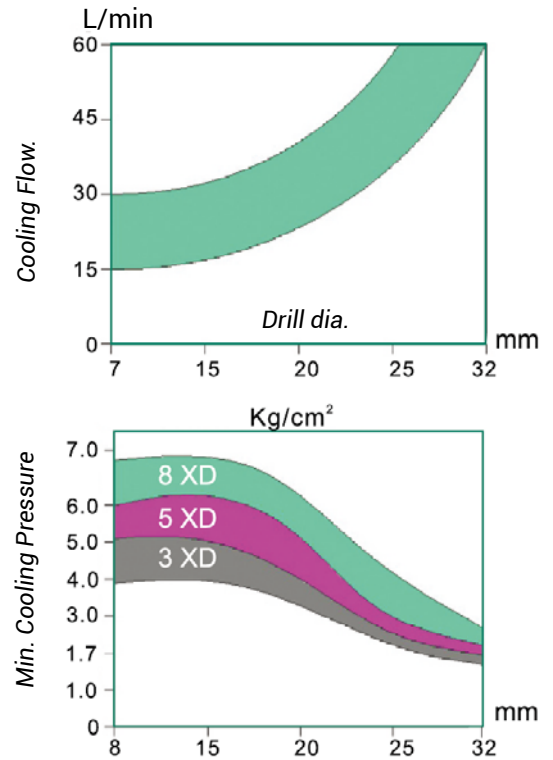
Strongly recommended to use inner coolant.
- 2**



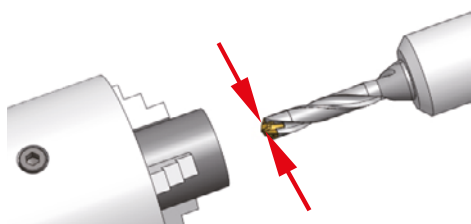
If only outer coolant, just drill holes for less than 3D
- 3**



Dry drilling is not recommended.



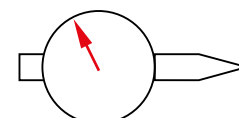
Usage Precautions Core Deviation



Set deviation amount under 0,02mm between the workpiece and the drill.

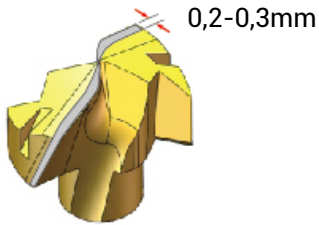
Do not use any arbor with a deformed attachment surface. Center of arbor deviation must be within 0,02mm.

Max. 0.02mm

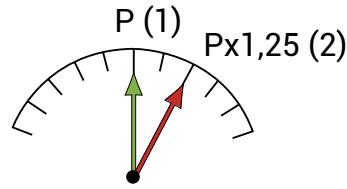


RAPID DRILL / RAPID DRILL

Indication of Insert Wear



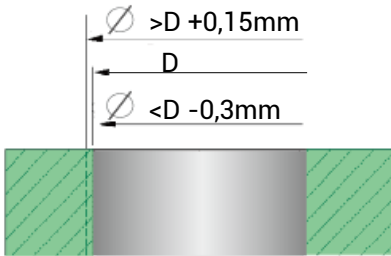
a) Wear Limit



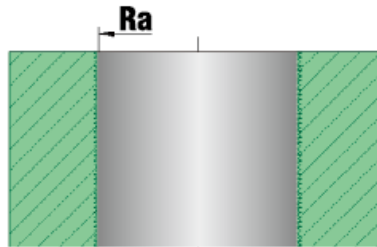
b) Power Restriction

1) New insert

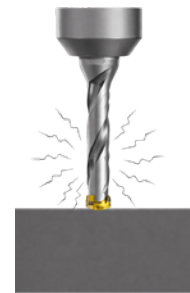
2) Increase 25% for worn-out insert



c) Diameter change



d) Surface finish deterioration



e) Vibration noise drastically increases

Indication of Insert Wear

Correct Application

Workpiece Shape

Incorrect Application

Workpiece Shape

Flat face		Hole expansion	
Stacked plates		Slanted surface	
Concave surface (reduce a half of feed rate is normal.)		Half cylindrical	
Pipe material		Cored hole	

RAPID DRILL / RAPID DRILL

SINGLE INSERT CUTTING CONDITIONS

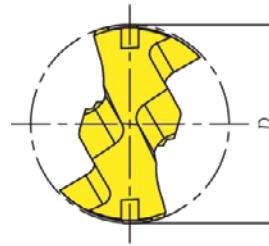
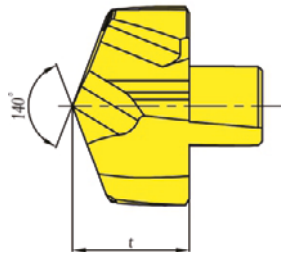
ISO	Materials	Heat Treatment	(Kn/mm2) Drawing Force	(HB) Hardness	Vc(m/min) Cutting Speed	Feed Rater (mm/rev)						
						D<10	D=10-11.9	D=12-13.9	D=14-15.9	D=16-19.9	D=20-25.9	
P	Unalloyed Steel Cast Iron Free Cutting Steel	<0,25% C Annealed	420	125	80-140							
		>=0,25% C Annealed	650	190	80-130	0,12	0,15	0,18	0,20	0,25	0,25	
		<0,55% C Annealing And Tempering	850	250	80-120	0,17	0,21	0,24	0,27	0,35	0,35	
		Annealing And Tempering	750	220	70-110	0,22	0,28	0,30	0,35	0,45	0,45	
		Annealing And Tempering	1000	300	50-90							
P	Low Carbon Steel Cast Iron (Alloy composition<5%)	Annealed	600	200	70-120							
		Annealing and tempering	930	275	70-110	0,12 0,18	0,14 0,21	0,16 0,24	0,18 0,26	0,23 0,31	0,25 0,35	
			1000	300	50-90	0,25	0,28	0,32	0,35	0,40	0,45	
			1200	350	40-70							
P	High Alloy Steel, Cast Iron	Annealed	680	200	50-90	0,12 0,16	0,12 0,17	0,15 0,20	0,18 0,23	0,20 0,25	0,22 0,27	
		Annealing And Tempering	110	325	40-80							
M	Stainless Steel Cast Iron	Ferritic / Martensite	680	200	40-70	0,20 0,10	0,22 0,12	0,25 0,14	0,28 0,16	0,30 0,16	0,33 0,18	
		Martensit / Martensite	820	240	40-70	0,12	0,15	0,17	0,20	0,21	0,24	
		Austenitic / Östenitik	600	180	30-70							
K	Gray Cast Iron	Ferritik / Ferritic		160	90-160							
		Perlitik / Pearlitic		250	80-140							
	Nodular SG Iron	Ferritik / Ferritic		180	90-180	0,15 0,15	0,18 0,20	0,20 0,25	0,24 0,30	0,26 0,35	0,30 0,35	
		Perlitik / Pearlitic		260	80-140	0,22 0,30	0,27 0,35	0,32 0,40	0,37 0,45	0,45 0,55	0,57 0,60	
	Malleable Cast Iron	Ferritik / Ferritic		130	90-160							
		Perlitik / Pearlitic		230	80-140							
N	Cast Aluminium Alloy	Unsolidification		60	90-220							
		Solidification		100	90-220							
	Cast Aluminium Alloy	<=12% Si Unsoldification		75	90-220							
		Soldification		90	90-220	0,20 0,27	0,25 0,32	0,30 0,37	0,35 0,42	0,40 0,50	0,45 0,57	
N	Copper Alloy	>12% Si High Temperature Treatment		130	80-160	0,35	0,40	0,45	0,50	0,60	0,70	
		>1% Pb Free Cutting		110	90-220							
	Copper Alloy	Copper		90	90-220							
Cathode Copper			100	90-220								
S	High Temperature Alloys	Iron-Base	Annealed		30-60							
			Soldification		200	20-50	0,06 0,08	0,08 0,10	0,10 0,12	0,12 0,15	0,12 0,16	0,14 0,18
		Nickel base	Annealed		280	20-50	0,11 0,06	0,13 0,08	0,15 0,10	0,18 0,12	0,20 0,14	0,22 0,16
			Soldification		250	20-50	0,09	0,11	0,14	0,16	0,18	0,20
		Cobalt Base Cast		350	20-50							
S	Titanium, Titanium Alloys		Rm400	320	20-50	0,12 0,06	0,15 0,08	0,18 0,10	0,20 0,12	0,22 0,14	0,25 0,16	
		☐ + ☐	RM1050		20-50							
H	Hard Steel	Hardness		55HRC	20-50	0,09 0,12	0,11 0,15	0,14 0,18	0,16 0,20	0,18 0,22	0,20 0,25	
		Harden		60HRC	20-50							

Drilling

Lower cutting speed and feed rate should be used for tool holders of 8D and 12D.

RAPID DRILL / RAPID DRILL

ES1 STANDARD CUTTING INSERT



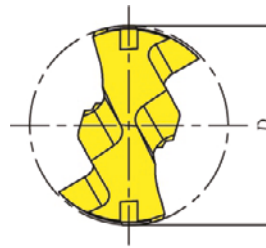
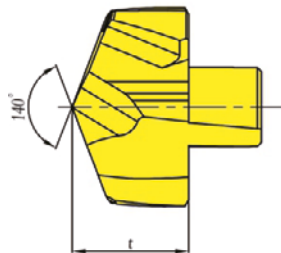

Insert Code	Dimensions(mm)		Holder Code
	D	t	
ED-080-ES1	8,0	5,4	ED080/089-12-..D-..
ED-081-ES1	8,1	5,4	
ED-082-ES1	8,2	5,4	
ED-083-ES1	8,3	5,4	
ED-084-ES1	8,4	5,4	
ED-085-ES1	8,5	5,4	
ED-086-ES1	8,6	5,4	
ED-087-ES1	8,7	5,4	
ED-088-ES1	8,8	5,4	
ED-089-ES1	8,9	5,4	
ED-090-ES1	9,0	5,8	ED090/099-12-..D-..
ED-091-ES1	9,1	5,8	
ED-092-ES1	9,2	5,8	
ED-093-ES1	9,3	5,8	
ED-094-ES1	9,4	5,8	
ED-095-ES1	9,5	5,8	
ED-096-ES1	9,6	5,8	
ED-097-ES1	9,7	5,8	
ED-098-ES1	9,8	5,8	
ED-099-ES1	9,9	5,8	
ED-100-ES1	10,0	6,2	ED100/109-16-..D-..
ED-101-ES1	10,1	6,2	
ED-102-ES1	10,2	6,2	
ED-103-ES1	10,3	6,2	
ED-104-ES1	10,4	6,2	
ED-105-ES1	10,5	6,2	
ED-106-ES1	10,6	6,2	
ED-107-ES1	10,7	6,2	
ED-108-ES1	10,8	6,2	
ED-109-ES1	10,9	6,2	

Insert Code	Dimensions(mm)		Holder Code
	D	t	
ED-110-ES1	11,0	6,6	ED110/119-16-..D-..
ED-111-ES1	11,0	6,6	
ED-112-ES1	11,2	6,6	
ED-113-ES1	11,3	6,6	
ED-114-ES1	11,4	6,6	
ED-115-ES1	11,5	6,6	
ED-116-ES1	11,6	6,6	
ED-117-ES1	11,7	6,6	
ED-118-ES1	11,8	6,6	
ED-119-ES1	11,9	6,6	
ED-120-ES1	12,0	7,0	ED120/129-16-..D-..
ED-121-ES1	12,1	7,0	
ED-122-ES1	12,2	7,0	
ED-123-ES1	12,3	7,0	
ED-124-ES1	12,4	7,0	
ED-125-ES1	12,5	7,0	
ED-126-ES1	12,6	7,0	
ED-127-ES1	12,7	7,0	
ED-128-ES1	12,8	7,0	
ED-129-ES1	12,9	7,0	
ED-130-ES1	13,0	7,6	ED130/139-16-..D-..
ED-131-ES1	13,1	7,6	
ED-132-ES1	13,2	7,6	
ED-133-ES1	13,3	7,6	
ED-134-ES1	13,4	7,6	
ED-135-ES1	13,5	7,6	
ED-136-ES1	13,6	7,6	
ED-137-ES1	13,7	7,6	
ED-138-ES1	13,8	7,6	
ED-139-ES1	13,9	7,6	

The ES1 cutting insert is recommended for machining medium and high carbon steels, alloy steels, and nodular cast iron, particularly in applications with drilling depths up to 5xD.

RAPID DRILL / RAPID DRILL

ES1 STANDARD CUTTING INSERT



Insert Code	Dimensions(mm)		Holder Code
	D	t	
ED-140-ES1	14,0	8,1	ED140/149-16-..D-..
ED-141-ES1	14,1	8,1	
ED-142-ES1	14,2	8,1	
ED-143-ES1	14,3	8,1	
ED-144-ES1	14,4	8,1	
ED-145-ES1	14,5	8,1	
ED-146-ES1	14,6	8,1	
ED-147-ES1	14,7	8,1	
ED-148-ES1	14,8	8,1	
ED-149-ES1	14,9	8,1	
ED-150-ES1	15,0	8,7	ED150/159-20..D-..
ED-151-ES1	15,1	8,7	
ED-152-ES1	15,2	8,7	
ED-153-ES1	15,3	8,7	
ED-154-ES1	15,4	8,7	
ED-155-ES1	15,5	8,7	
ED-156-ES1	15,6	8,7	
ED-157-ES1	15,7	8,7	
ED-158-ES1	15,8	8,7	
ED-159-ES1	15,9	8,7	
ED-160-ES1	16,0	9,3	ED160/169-20- D-..
ED-161-ES1	16,1	9,3	
ED-162-ES1	16,2	9,3	
ED-163-ES1	16,3	9,3	
ED-164-ES1	16,4	9,3	
ED-165-ES1	16,5	9,3	
ED-166-ES1	16,6	9,3	
ED-167-ES1	16,7	9,3	
ED-168-ES1	16,8	9,3	
ED-169-ES1	16,9	9,3	

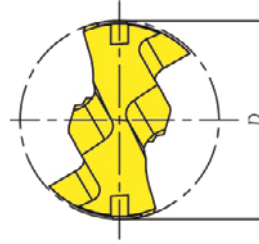
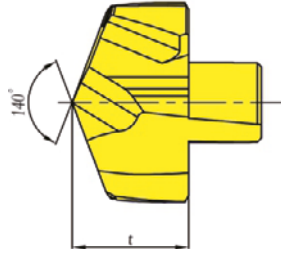

Insert Code	Dimensions(mm)		Holder Code
	D	t	
ED-170-ES1	17,0	9,9	ED170/179-20-..D-..
ED-171-ES1	17,1	9,9	
ED-172-ES1	17,2	9,9	
ED-173-ES1	17,3	9,9	
ED-174-ES1	17,4	9,9	
ED-175-ES1	17,5	9,9	
ED-176-ES1	17,6	9,9	
ED-177-ES1	17,7	9,9	
ED-178-ES1	17,8	9,9	
ED-179-ES1	17,9	9,9	
ED-180-ES1	18,0	10,5	ED180/189-25-..D-..
ED-181-ES1	18,1	10,5	
ED-182-ES1	18,2	10,5	
ED-183-ES1	18,3	10,5	
ED-184-ES1	18,4	10,5	
ED-185-ES1	18,5	10,5	
ED-186-ES1	18,6	10,5	
ED-187-ES1	18,7	10,5	
ED-188-ES1	18,8	10,5	
ED-189-ES1	18,9	10,5	
ED-190-ES1	19,0	11,0	ED190/199-25- D-..
ED-191-ES1	19,1	11,0	
ED-192-ES1	19,2	11,0	
ED-193-ES1	19,3	11,0	
ED-194-ES1	19,4	11,0	
ED-195-ES1	19,5	11,0	
ED-196-ES1	19,6	11,0	
ED-197-ES1	19,7	11,0	
ED-198-ES1	19,8	11,0	
ED-199-ES1	19,9	11,0	

Drilling

Recommended ES1 cutting insert to be used for middle and high carbon steel, alloy steel, nodular cast iron (speciallu for less than 5D)

RAPID DRILL / RAPID DRILL

ES1 STANDARD CUTTING INSERT

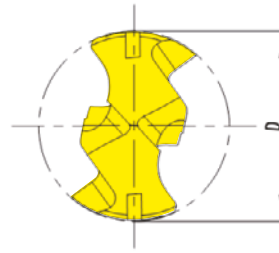
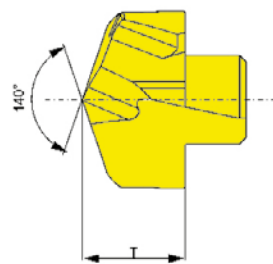



Insert Code	Dimensions(mm)		Holder Code
	D	t	
ED-200-ES1	20,0	11,6	ED200/209-25-..D-..
ED-201-ES1	20,1	11,6	
ED-202-ES1	20,2	11,6	
ED-203-ES1	20,3	11,6	
ED-204-ES1	20,4	11,6	
ED-205-ES1	20,5	11,6	
ED-206-ES1	20,6	11,6	
ED-207-ES1	20,7	11,6	
ED-208-ES1	20,8	11,6	
ED-209-ES1	20,9	11,6	
ED-210-ES1	21,0	12,1	ED210/219-25-..D-..
ED-211-ES1	21,1	12,1	
ED-212-ES1	21,2	12,1	
ED-213-ES1	21,3	12,1	
ED-214-ES1	21,4	12,1	
ED-215-ES1	21,5	12,1	
ED-216-ES1	21,6	12,1	
ED-217-ES1	21,7	12,1	
ED-218-ES1	21,8	12,1	
ED-219-ES1	21,9	12,1	
ED-220-ES1	22,0	12,7	ED220/229-25-..D-..
ED-221-ES1	22,1	12,7	
ED-222-ES1	22,2	12,7	
ED-223-ES1	22,3	12,7	
ED-224-ES1	22,4	12,7	
ED-225-ES1	22,5	12,7	
ED-226-ES1	22,6	12,7	
ED-227-ES1	22,7	12,7	
ED-228-ES1	22,8	12,7	
ED-229-ES1	22,9	12,7	

Insert Code	Dimensions(mm)		Holder Code
	D	t	
ED-230-ES1	23,0	13,3	ED230/239-32-..D-..
ED-231-ES1	23,1	13,3	
ED-232-ES1	23,2	13,3	
ED-233-ES1	23,3	13,3	
ED-234-ES1	23,4	13,3	
ED-235-ES1	23,5	13,3	
ED-236-ES1	23,6	13,3	
ED-237-ES1	23,7	13,3	
ED-238-ES1	23,8	13,3	
ED-239-ES1	23,9	13,3	
ED-240-ES1	24,0	13,9	ED240/249-32-..D-..
ED-241-ES1	24,1	13,9	
ED-242-ES1	24,2	13,9	
ED-243-ES1	24,3	13,9	
ED-244-ES1	24,4	13,9	
ED-245-ES1	24,5	13,9	
ED-246-ES1	24,6	13,9	
ED-247-ES1	24,7	13,9	
ED-248-ES1	24,8	13,9	
ED-249-ES1	24,9	13,9	
ED-250-ES1	25,0	14,5	ED250/260-32-..D-..
ED-251-ES1	25,1	14,5	
ED-252-ES1	25,2	14,5	
ED-253-ES1	25,3	14,5	
ED-254-ES1	25,4	14,5	
ED-255-ES1	25,5	14,5	
ED-256-ES1	25,6	14,5	
ED-257-ES1	25,7	14,5	
ED-258-ES1	25,8	14,5	
ED-259-ES1	25,9	14,5	
ED-260-ES1	26,0	14,5	

RAPID DRILL / RAPID DRILL

ED... ES2 STANDARD CUTTING INSERT



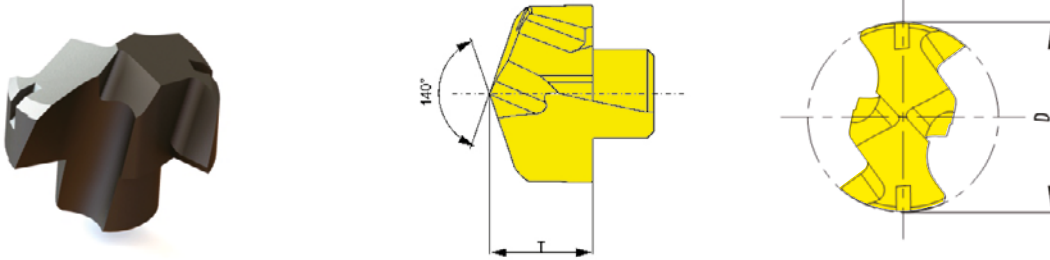
Insert Code	Dimensions(mm)		Holder Code
	D	t	
ED-080-ES2	8,0	5,4	ED080/089-12-..D-..
ED-081-ES2	8,1	5,4	
ED-082-ES2	8,2	5,4	
ED-083-ES2	8,3	5,4	
ED-084-ES2	8,4	5,4	
ED-085-ES2	8,5	5,4	
ED-086-ES2	8,6	5,4	
ED-087-ES2	8,7	5,4	
ED-088-ES2	8,8	5,4	
ED-089-ES2	8,9	5,4	
ED-090-ES2	9,0	5,8	ED090/099-12-..D-..
ED-091-ES2	9,1	5,8	
ED-092-ES2	9,2	5,8	
ED-093-ES2	9,3	5,8	
ED-094-ES2	9,4	5,8	
ED-095-ES2	9,5	5,8	
ED-096-ES2	9,6	5,8	
ED-097-ES2	9,7	5,8	
ED-098-ES2	9,8	5,8	
ED-099-ES2	9,9	5,8	
ED-100-ES2	10,0	6,2	ED100/109-16-..D-..
ED-101-ES2	10,1	6,2	
ED-102-ES2	10,2	6,2	
ED-103-ES2	10,3	6,2	
ED-104-ES2	10,4	6,2	
ED-105-ES2	10,5	6,2	
ED-106-ES2	10,6	6,2	
ED-107-ES2	10,7	6,2	
ED-108-ES2	10,8	6,2	
ED-109-ES2	10,9	6,2	

Insert Code	Dimensions(mm)		Holder Code
	D	t	
ED-110-ES2	11,0	6,6	ED110/119-16-..D-..
ED-111-ES2	11,1	6,6	
ED-112-ES2	11,2	6,6	
ED-113-ES2	11,3	6,6	
ED-114-ES2	11,4	6,6	
ED-115-ES2	11,5	6,6	
ED-116-ES2	11,6	6,6	
ED-117-ES2	11,7	6,6	
ED-118-ES2	11,8	6,6	
ED-119-ES2	11,9	6,6	
ED-120-ES2	12,0	7,0	ED120/129-16-..D-..
ED-121-ES2	12,1	7,0	
ED-122-ES2	12,2	7,0	
ED-123-ES2	12,3	7,0	
ED-124-ES2	12,4	7,0	
ED-125-ES2	12,5	7,0	
ED-126-ES2	12,6	7,0	
ED-127-ES2	12,7	7,0	
ED-128-ES2	12,8	7,0	
ED-129-ES2	12,9	7,0	
ED-130-ES2	13,0	7,6	ED130/139-16-..D-..
ED-131-ES2	13,1	7,6	
ED-132-ES2	13,2	7,6	
ED-133-ES2	13,3	7,6	
ED-134-ES2	13,4	7,6	
ED-135-ES2	13,5	7,6	
ED-136-ES2	13,6	7,6	
ED-137-ES2	13,7	7,6	
ED-138-ES2	13,8	7,6	
ED-139-ES2	13,9	7,6	

For machining gray cast iron and nodular cast iron, ES2 cutting insert is recommended.

RAPID DRILL / RAPID DRILL

ED... ES2 STANDARD CUTTING INSERT



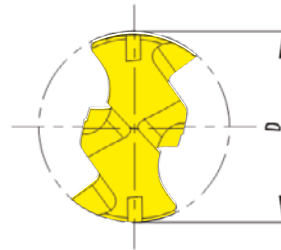
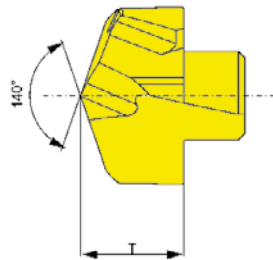

Insert Code	Dimensions(mm)		Holder Code
	D	t	
ED-140-ES2	14,0	8,1	ED140/149-16-..D-..
ED-141-ES2	14,1	8,1	
ED-143-ES2	14,3	8,1	
ED-144-ES2	14,4	8,1	
ED-145-ES2	14,5	8,1	
ED-146-ES2	14,6	8,1	
ED-147-ES2	14,7	8,1	
ED-148-ES2	14,8	8,1	
ED-149-ES2	14,9	8,1	
ED-150-ES2	15,0	8,1	
ED-151-ES2	15,1	8,7	EDM150/159-20-..D-..
ED-152-ES2	15,2	8,7	
ED-153-ES2	15,3	8,7	
ED-154-ES2	15,4	8,7	
ED-155-ES2	15,5	8,7	
ED-156-ES2	15,6	8,7	
ED-157-ES2	15,7	8,7	
ED-158-ES2	15,8	8,7	
ED-159-ES2	15,9	8,7	
ED-160-ES2	16,0	8,7	
ED-161-ES2	16,1	9,3	ED160/169-20- D-..
ED-162-ES2	16,2	9,3	
ED-163-ES2	16,3	9,3	
ED-164-ES2	16,4	9,3	
ED-165-ES2	16,5	9,3	
ED-166-ES2	16,6	9,3	
ED-167-ES2	16,7	9,3	
ED-168-ES2	16,8	9,3	
ED-169-ES2	16,9	9,3	
ED-170-ES2	17,0	9,3	

Insert Code	Dimensions(mm)		Holder Code
	D	t	
ED-170-ES2	17,0	9,9	ED170/179-20-..D-..
ED-171-ES2	17,1	9,9	
ED-172-ES2	17,2	9,9	
ED-173-ES2	17,3	9,9	
ED-174-ES2	17,4	9,9	
ED-175-ES2	17,5	9,9	
ED-176-ES2	17,6	9,9	
ED-177-ES2	17,7	9,9	
ED-178-ES2	17,8	9,9	
ED-179-ES2	17,9	9,9	
ED-180-ES2	18,0	10,5	ED180/189-25-..D-..
ED-181-ES2	18,1	10,5	
ED-182-ES2	18,2	10,5	
ED-183-ES2	18,3	10,5	
ED-184-ES2	18,4	10,5	
ED-185-ES2	18,5	10,5	
ED-186-ES2	18,6	10,5	
ED-187-ES2	18,7	10,5	
ED-188-ES2	18,8	10,5	
ED-189-ES2	18,9	10,5	
ED-190-ES2	19,0	11,0	ED190/199-25- D-..
ED-191-ES2	19,1	11,0	
ED-192-ES2	19,2	11,0	
ED-193-ES2	19,3	11,0	
ED-194-ES2	19,4	11,0	
ED-195-ES2	19,5	11,0	
ED-196-ES2	19,6	11,0	
ED-197-ES2	19,7	11,0	
ED-198-ES2	19,8	11,0	
ED-199-ES2	19,9	11,0	

For machining gray cast iron and nodular cast iron, ES2 cutting insert is recommended.

RAPID DRILL / RAPID DRILL

ED... ES2 STANDARD CUTTING INSERT



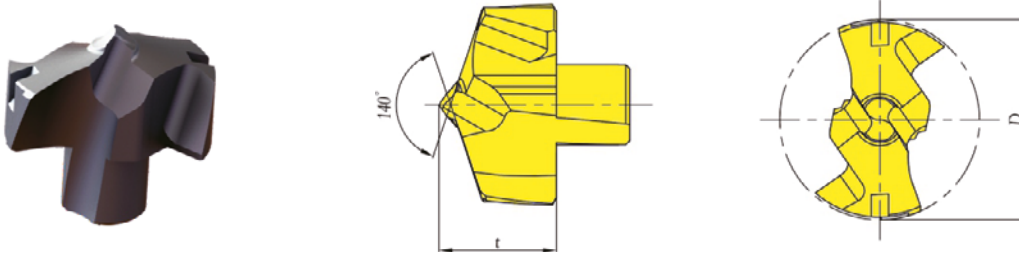
Insert Code	Dimensions(mm)		Holder Code
	D	t	
ED-200-ES2	20,0	11,6	ED200/209-25-..D-..
ED-201-ES2	20,1	11,6	
ED-202-ES2	20,2	11,6	
ED-203-ES2	20,3	11,6	
ED-204-ES2	20,4	11,6	
ED-205-ES2	20,5	11,6	
ED-206-ES2	20,6	11,6	
ED-207-ES2	20,7	11,6	
ED-208-ES2	20,8	11,6	
ED-209-ES2	20,9	11,6	
ED-210-ES2	21,0	12,1	ED210/219-25-...D-..
ED-211-ES2	21,1	12,1	
ED-212-ES2	21,2	12,1	
ED-213-ES2	21,3	12,1	
ED-214-ES2	21,4	12,1	
ED-215-ES2	21,5	12,1	
ED-216-ES2	21,6	12,1	
ED-217-ES2	21,7	12,1	
ED-218-ES2	21,8	12,1	
ED-219-ES2	21,9	12,1	
ED-220-ES2	22,0	12,7	ED220/229-25-..D-..
ED-221-ES2	22,1	12,7	
ED-222-ES2	22,2	12,7	
ED-223-ES2	22,3	12,7	
ED-224-ES2	22,4	12,7	
ED-225-ES2	22,5	12,7	
ED-226-ES2	22,6	12,7	
ED-227-ES2	22,7	12,7	
ED-228-ES2	22,8	12,7	
ED-229-ES2	22,9	12,7	

Insert Code	Dimensions(mm)		Holder Code
	D	t	
ED-230-ES2	23,0	13,3	ED230/239-32-..D-..
ED-231-ES2	23,1	13,3	
ED-232-ES2	23,2	13,3	
ED-233-ES2	23,3	13,3	
ED-234-ES2	23,4	13,3	
ED-235-ES2	23,5	13,3	
ED-236-ES2	23,6	13,3	
ED-237-ES2	23,7	13,3	
ED-238-ES2	23,8	13,3	
ED-239-ES2	23,9	13,3	
ED-240-ES2	24,0	13,9	ED240/249-32-..D-..
ED-241-ES2	24,1	13,9	
ED-242-ES2	24,2	13,9	
ED-243-ES2	24,3	13,9	
ED-244-ES2	24,4	13,9	
ED-245-ES2	24,5	13,9	
ED-246-ES2	24,6	13,9	
ED-247-ES2	24,7	13,9	
ED-248-ES2	24,8	13,9	
ED-249-ES2	24,9	13,9	
ED-250-ES2	25,0	14,5	ED250/260-32-..D-..
ED-251-ES2	25,1	14,5	
ED-252-ES2	25,2	14,5	
ED-253-ES2	25,3	14,5	
ED-254-ES2	25,4	14,5	
ED-255-ES2	25,5	14,5	
ED-256-ES2	25,6	14,5	
ED-257-ES2	25,7	14,5	
ED-258-ES2	25,8	14,5	
ED-259-ES2	25,9	14,5	
ED-260-ES2	26,0	14,5	

Drilling

RAPID DRILL / RAPID DRILL

ED... EA SPECIAL CUTTING INSERT



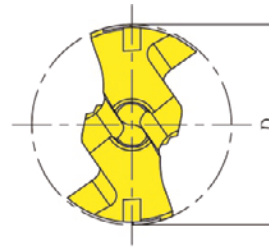
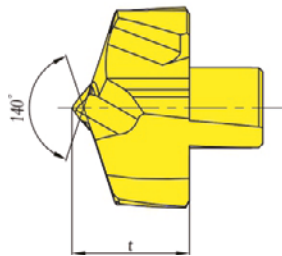

Insert Code	Dimensions(mm)		Holder Code
	D	t	
ED-080-EA	8,0	5,4	ED080/089-12-..D-..
ED-081-EA	8,1	5,4	
ED-082-EA	8,2	5,4	
ED-083-EA	8,3	5,4	
ED-084-EA	8,4	5,4	
ED-085-EA	8,5	5,4	
ED-086-EA	8,6	5,4	
ED-087-EA	8,7	5,4	
ED-088-EA	8,8	5,4	
ED-089-EA	8,9	5,4	
ED-090-EA	9,0	5,8	ED090/099-12-..D-..
ED-091-EA	9,1	5,8	
ED-092-EA	9,2	5,8	
ED-093-EA	9,3	5,8	
ED-094-EA	9,4	5,8	
ED-095-EA	9,5	5,8	
ED-096-EA	9,6	5,8	
ED-097-EA	9,7	5,8	
ED-098-EA	9,8	5,8	
ED-099-EA	9,9	5,8	
ED-100-EA	10,0	6,2	ED100/109-16-..D-..
ED-101-EA	10,1	6,2	
ED-102-EA	10,2	6,2	
ED-103-EA	10,3	6,2	
ED-104-EA	10,4	6,2	
ED-105-EA	10,5	6,2	
ED-106-EA	10,6	6,2	
ED-107-EA	10,7	6,2	
ED-108-EA	10,8	6,2	
ED-109-EA	10,9	6,2	

Insert Code	Dimensions(mm)		Holder Code
	D	t	
ED-110-EA	11,0	6,6	ED110/119-16-..D-..
ED-111-EA	11,1	6,6	
ED-112-EA	11,2	6,6	
ED-113-EA	11,3	6,6	
ED-114-EA	11,4	6,6	
ED-115-EA	11,5	6,6	
ED-116-EA	11,6	6,6	
ED-117-EA	11,7	6,6	
ED-118-EA	11,8	6,6	
ED-119-EA	11,9	6,6	
ED-120-EA	12,0	7,0	ED120/129-16-..D-..
ED-121-EA	12,1	7,0	
ED-122-EA	12,2	7,0	
ED-123-EA	12,3	7,0	
ED-124-EA	12,4	7,0	
ED-125-EA	12,5	7,0	
ED-126-EA	12,6	7,0	
ED-127-EA	12,7	7,0	
ED-128-EA	12,8	7,0	
ED-129-EA	12,9	7,0	
ED-130-EA	13,0	7,6	ED130/139-16-..D-..
ED-131-EA	13,1	7,6	
ED-132-EA	13,2	7,6	
ED-133-EA	13,3	7,6	
ED-134-EA	13,4	7,6	
ED-135-EA	13,5	7,6	
ED-136-EA	13,6	7,6	
ED-137-EA	13,7	7,6	
ED-138-EA	13,8	7,6	
ED-139-EA	13,9	7,6	

With its innovative geometry design, EA insert ensures excellent holde positioning through its self-centering point. EA insert can be used for machining low and high carbon steel, alloy steel (especially for more than 5D).

RAPID DRILL / RAPID DRILL

ED...EA SPECIAL CUTTING INSERT



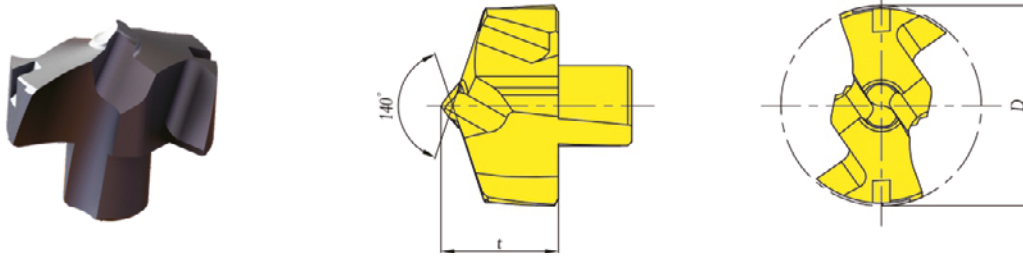
Insert Code	Dimensions(mm)		Holder Code
	D	t	
ED-140-EA	14,0	8,1	ED140/149-16-..D-..
ED-141-EA	14,1	8,1	
ED-142-EA	14,2	8,1	
ED-143-EA	14,3	8,1	
ED-144-EA	14,4	8,1	
ED-145-EA	14,5	8,1	
ED-146-EA	14,6	8,1	
ED-147-EA	14,7	8,1	
ED-148-EA	14,8	8,1	
ED-149-EA	14,9	8,1	
ED-150-EA	15,0	8,7	ED150/159-20-..D-..
ED-151-EA	15,1	8,7	
ED-152-EA	15,2	8,7	
ED-153-EA	15,3	8,7	
ED-154-EA	15,4	8,7	
ED-155-EA	15,5	8,7	
ED-156-EA	15,6	8,7	
ED-157-EA	15,7	8,7	
ED-158-EA	15,8	8,7	
ED-159-EA	15,9	8,7	
ED-160-EA	16,0	9,3	ED160/169-20-..D-..
ED-161-EA	16,1	9,3	
ED-162-EA	16,2	9,3	
ED-163-EA	16,3	9,3	
ED-164-EA	16,4	9,3	
ED-165-EA	16,5	9,3	
ED-166-EA	16,6	9,3	
ED-167-EA	16,7	9,3	
ED-168-EA	16,8	9,3	
ED-169-EA	16,9	9,3	

Insert Code	Dimensions(mm)		Holder Code
	D	t	
ED-170-EA	17,0	9,9	ED170/179-20-..D-..
ED-171-EA	17,1	9,9	
ED-172-EA	17,2	9,9	
ED-173-EA	17,3	9,9	
ED-174-EA	17,4	9,9	
ED-175-EA	17,5	9,9	
ED-176-EA	17,6	9,9	
ED-177-EA	17,7	9,9	
ED-178-EA	17,8	9,9	
ED-179-EA	17,9	9,9	
ED-180-EA	18,0	10,5	ED180/189-25-..D-..
ED-181-EA	18,1	10,5	
ED-182-EA	18,2	10,5	
ED-183-EA	18,3	10,5	
ED-184-EA	18,4	10,5	
ED-185-EA	18,5	10,5	
ED-186-EA	18,6	10,5	
ED-187-EA	18,7	10,5	
ED-188-EA	18,8	10,5	
ED-189-EA	18,9	10,5	
ED-190-EA	19,0	11,0	ED190/199-25-..D-..
ED-191-EA	19,1	11,0	
ED-192-EA	19,2	11,0	
ED-193-EA	19,3	11,0	
ED-194-EA	19,4	11,0	
ED-195-EA	19,5	11,0	
ED-196-EA	19,6	11,0	
ED-197-EA	19,7	11,0	
ED-198-EA	19,8	11,0	
ED-199-EA	19,9	11,0	

With its innovative geometry design, EA insert ensures excellent holde positioning through its self-centering point. EA insert can be used for machining low and high carbon steel, alloy steel (especially for more than 5D).

RAPID DRILL / RAPID DRILL

ED...EA SPECIAL CUTTING INSERT

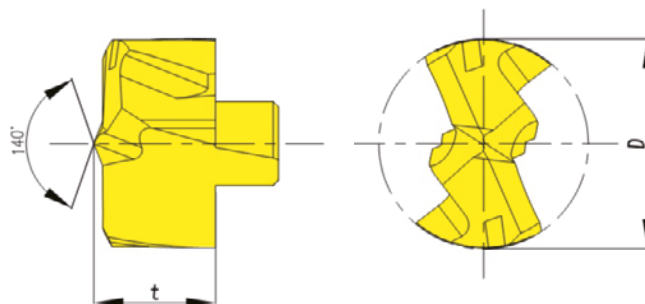


Insert Code	Dimensions(mm)		Holder Code
	D	t	
ED-200-EA	20,0	11,6	ED200/209-25-..D-..
ED-201-EA	20,1	11,6	
ED-202-EA	20,2	11,6	
ED-203-EA	20,3	11,6	
ED-204-EA	20,4	11,6	
ED-205-EA	20,5	11,6	
ED-206-EA	20,6	11,6	
ED-207-EA	20,7	11,6	
ED-208-EA	20,8	11,6	
ED-209-EA	20,9	11,6	
ED-210-EA	21,0	12,1	ED210/219-25-..D-..
ED-211-EA	21,1	12,1	
ED-212-EA	21,2	12,1	
ED-213-EA	21,3	12,1	
ED-214-EA	21,4	12,1	
ED-215-EA	21,5	12,1	
ED-216-EA	21,6	12,1	
ED-217-EA	21,7	12,1	
ED-218-EA	21,8	12,1	
ED-219-EA	21,9	12,1	
ED-220-EA	22,0	12,7	ED220/229-25-..D-..
ED-221-EA	22,1	12,7	
ED-222-EA	22,2	12,7	
ED-223-EA	22,3	12,7	
ED-224-EA	22,4	12,7	
ED-225-EA	22,5	12,7	
ED-226-EA	22,6	12,7	
ED-227-EA	22,7	12,7	
ED-228-EA	22,8	12,7	
ED-229-EA	22,9	12,7	

Insert Code	Dimensions(mm)		Holder Code
	D	t	
ED-230-EA	23,0	13,3	ED230/239-32-..D-..
ED-231-EA	23,1	13,3	
ED-232-EA	23,2	13,3	
ED-233-EA	23,3	13,3	
ED-234-EA	23,4	13,3	
ED-235-EA	23,5	13,3	
ED-236-EA	23,6	13,3	
ED-237-EA	23,7	13,3	
ED-238-EA	23,8	13,3	
ED-239-EA	23,9	13,3	
ED-240-EA	24,0	13,9	ED240/249-32-..D-..
ED-241-EA	24,1	13,9	
ED-242-EA	24,2	13,9	
ED-243-EA	24,3	13,9	
ED-244-EA	24,4	13,9	
ED-245-EA	24,5	13,9	
ED-246-EA	24,6	13,9	
ED-247-EA	24,7	13,9	
ED-248-EA	24,8	13,9	
ED-249-EA	24,9	13,9	
ED-250-EA	25,0	14,5	ED250/260-32-..D-..
ED-251-EA	25,1	14,5	
ED-252-EA	25,2	14,5	
ED-253-EA	25,3	14,5	
ED-254-EA	25,4	14,5	
ED-255-EA	25,5	14,5	
ED-256-EA	25,6	14,5	
ED-257-EA	25,7	14,5	
ED-258-EA	25,8	14,5	
ED-259-EA	25,9	14,5	
ED-260-EA	26,0	14,5	

RAPID DRILL / RAPID DRILL

ED...EF FLAT SURFACE CUTTING INSERT



Insert Code	Dimensions(mm)		Holder Code
	D	t	
ED-080-EF	8,0	4,0	ED080-089-12-..D-..
ED-085-EF	8,5	4,0	
ED-090-EF	9,0	4,2	ED090-099-12-..D-..
ED-095-EF	9,5	4,2	
ED-100-EF	10,0	4,4	ED100-109-16-..D-..
ED-105-EF	10,5	4,4	
ED-110-EF	11,0	4,5	ED110-119-16-..D-..
ED-115-EF	11,5	4,5	
ED-120-EF	12,0	4,8	ED120-129-16-..D-..
ED-125-EF	12,5	4,8	
ED-130-EF	13,0	5,1	ED130-139-16-..D-..
ED-135-EF	13,5	5,1	
ED-140-EF	14,0	5,5	ED140-149-16-..D-..
ED-145-EF	14,5	5,5	
ED-150-EF	15,0	5,9	ED150-159-20-..D-..
ED-155-EF	15,5	5,9	
ED-160-EF	16,0	6,3	ED160-169-20-..D-..
ED-165-EF	16,5	6,3	

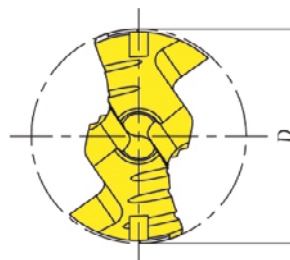
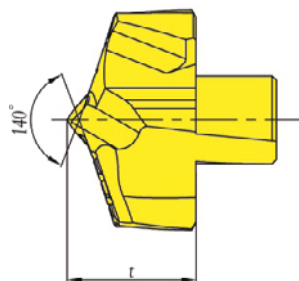

Insert Code	Dimensions(mm)		Holder Code
	D	t	
ED-170-EF	17,0	6,6	ED170-179-20-..D-..
ED-175-EF	17,5	6,6	
ED-180-EF	18,0	6,9	ED180-189-25-..D-..
ED-185-EF	18,5	6,9	
ED-190-EF	19,0	7,2	ED190-199-25-..D-..
ED-195-EF	19,5	7,2	
ED-200-EF	20,0	8,2	ED200-209-25-..D-..
ED-205-EF	20,5	8,2	
ED-210-EF	21,0	8,6	ED210-219-20-..D-..
ED-215-EF	21,5	8,6	
ED-220-EF	22,0	8,9	ED220-229-23-..D-..
ED-225-EF	22,5	8,9	
ED-230-EF	23,0	9,3	ED230-239-32-..D-..
ED-235-EF	23,5	9,3	
ED-240-EF	24,0	9,7	ED240-249-32-..D-..
ED-245-EF	24,5	9,7	
ED-250-EF	25,0	10,1	ED230-260-32-..D-..
ED-255-EF	25,5	10,1	
ED-260-EF	26,0	10,1	

EF type inserts can be used for drilling blind flat holes.

EB type insert ensures excellent hole positioning through its self-centering point and can drill with low cutting force.
EA insert can be used for machining stainless steel, titanium, nickel based alloys, Mn steel.

RAPID DRILL / RAPID DRILL

ED...EB SPECIAL CUTTING INSERT

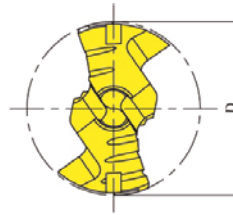
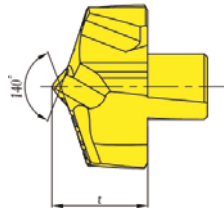



Insert Code	Dimensions(mm)		Holder Code
	D	t	
ED-080-EB	8	5,4	ED080/089-12-..D-..
ED-081-EB	8,1	5,4	
ED-082-EB	8,2	5,4	
ED-083-EB	8,3	5,4	
ED-084-EB	8,4	5,4	
ED-085-EB	8,5	5,4	
ED-086-EB	8,6	5,4	
ED-087-EB	8,7	5,4	
ED-088-EB	8,8	5,4	
ED-089-EB	8,9	5,4	ED090/099-12-..D-..
ED-090-EB	9	5,8	
ED-091-EB	9,1	5,8	
ED-092-EB	9,2	5,8	
ED-093-EB	9,3	5,8	
ED-094-EB	9,4	5,8	
ED-095-EB	9,5	5,8	
ED-096-EB	9,6	5,8	
ED-097-EB	9,7	5,8	
ED-098-EB	9,8	5,8	ED100/109-16-..D-..
ED-099-EB	9,9	5,8	
ED-100-EB	10	6,2	
ED-101-EB	10,1	6,2	
ED-102-EB	10,2	6,2	
ED-103-EB	10,3	6,2	
ED-104-EB	10,4	6,2	
ED-105-EB	10,5	6,2	
ED-106-EB	10,6	6,2	
ED-107-EB	10,7	6,2	
ED-108-EB	10,8	6,2	
ED-109-EB	10,9	6,2	

Insert Code	Dimensions(mm)		Holder Code
	D	t	
ED-110-EB	11,0	6,6	ED110/119-16-..D-..
ED-111-EB	11,1	6,6	
ED-112-EB	11,2	6,6	
ED-113-EB	11,3	6,6	
ED-114-EB	11,4	6,6	
ED-115-EB	11,5	6,6	
ED-116-EB	11,6	6,6	
ED-117-EB	11,7	6,6	
ED-118-EB	11,8	6,6	
ED-119-EB	11,9	6,6	ED120/129-16-..D-..
ED-120-EB	12,0	7,0	
ED-121-EB	12,1	7,0	
ED-122-EB	12,2	7,0	
ED-123-EB	12,3	7,0	
ED-124-EB	12,4	7,0	
ED-125-EB	12,5	7,0	
ED-126-EB	12,6	7,0	
ED-127-EB	12,7	7,0	
ED-128-EB	12,8	7,0	ED130/139-16-..D-..
ED-129-EB	12,9	7,0	
ED-130-EB	13,0	7,6	
ED-131-EB	13,1	7,6	
ED-132-EB	13,2	7,6	
ED-133-EB	13,3	7,6	
ED-134-EB	13,4	7,6	
ED-135-EB	13,5	7,6	
ED-136-EB	13,6	7,6	
ED-137-EB	13,7	7,6	
ED-138-EB	13,8	7,6	
ED-139-EB	13,9	7,6	

RAPID DRILL / RAPID DRILL

ED...EB SPECIAL CUTTING INSERT



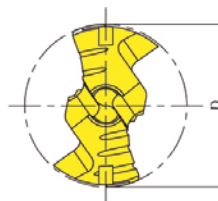
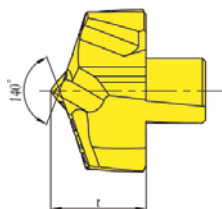

Insert Code	Dimensions(mm)		Holder Code
	D	t	
ED-140-EB	14	8,1	ED140/149-16-..D-..
ED-141-EB	14,1	8,1	
ED-142-EB	14,2	8,1	
ED-143-EB	14,3	8,1	
ED-144-EB	14,4	8,1	
ED-145-EB	14,5	8,1	
ED-146-EB	14,6	8,1	
ED-147-EB	14,7	8,1	
ED-148-EB	14,8	8,1	
ED-149-EB	14,9	8,1	
ED-150-EB	15,0	8,7	ED150/159-20-..D-..
ED-151-EB	15,1	8,7	
ED-152-EB	15,2	8,7	
ED-153-EB	15,3	8,7	
ED-154-EB	15,4	8,7	
ED-155-EB	15,5	8,7	
ED-156-EB	15,6	8,7	
ED-157-EB	15,7	8,7	
ED-158-EB	15,8	8,7	
ED-159-EB	15,9	8,7	
ED-160-EB	16,0	9,3	ED160/169-20-..D-..
ED-161-EB	16,1	9,3	
ED-162-EB	16,2	9,3	
ED-163-EB	16,3	9,3	
ED-164-EB	16,4	9,3	
ED-165-EB	16,5	9,3	
ED-166-EB	16,6	9,3	
ED-167-EB	16,7	9,3	
ED-168-EB	16,8	9,3	
ED-169-EB	16,9	9,3	

Insert Code	Dimensions(mm)		Holder Code
	D	t	
ED-170-EB	17,0	9,9	ED170/179-20-..D-..
ED-171-EB	17,1	9,9	
ED-172-EB	17,2	9,9	
ED-173-EB	17,3	9,9	
ED-174-EB	17,4	9,9	
ED-175-EB	17,5	9,9	
ED-176-EB	17,6	9,9	
ED-177-EB	17,7	9,9	
ED-178-EB	17,8	9,9	
ED-179-EB	17,9	9,9	
ED-180-EB	18,0	10,5	ED180/189-25-..D-..
ED-181-EB	18,1	10,5	
ED-182-EB	18,2	10,5	
ED-183-EB	18,3	10,5	
ED-184-EB	18,4	10,5	
ED-185-EB	18,5	10,5	
ED-186-EB	18,6	10,5	
ED-187-EB	18,7	10,5	
ED-188-EB	18,8	10,5	
ED-189-EB	18,9	10,5	
ED-190-EB	19,0	11,0	ED190/199-25-..D-..
ED-191-EB	19,1	11,0	
ED-192-EB	19,2	11,0	
ED-193-EB	19,3	11,0	
ED-194-EB	19,4	11,0	
ED-195-EB	19,5	11,0	
ED-196-EB	19,6	11,0	
ED-197-EB	19,7	11,0	
ED-198-EB	19,8	11,0	
ED-199-EB	19,9	11,0	

EB type insert ensures excellent hole positioning through its self-centering point and can drill with low cutting force. EA insert can be used for machining stainless steel, titanium, nickel based alloys, Mn steel.

RAPID DRILL / RAPID DRILL

ED...EB SPECIAL CUTTING INSERT



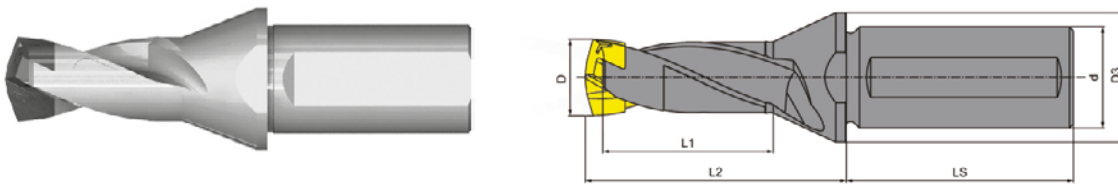
Insert Code	Dimensions(mm)		Holder Code
	D	t	
ED-200-EB	20	11,6	ED200/209-25-..D-..
ED-201-EB	20,1	11,6	
ED-202-EB	20,2	11,6	
ED-203-EB	20,3	11,6	
ED-204-EB	20,4	11,6	
ED-205-EB	20,5	11,6	
ED-206-EB	20,6	11,6	
ED-207-EB	20,7	11,6	
ED-208-EB	20,8	11,6	
ED-209-EB	20,9	11,6	
ED-210-EB	21	12,1	ED210/219-25-..D-..
ED-211-EB	21,1	12,1	
ED-212-EB	21,2	12,1	
ED-213-EB	21,3	12,1	
ED-214-EB	21,4	12,1	
ED-215-EB	21,5	12,1	
ED-216-EB	21,6	12,1	
ED-217-EB	21,7	12,1	
ED-218-EB	21,8	12,1	
ED-219-EB	21,9	12,1	
ED-220-EB	22	12,7	ED220/229-25- D-
ED-221-EB	22,1	12,7	
ED-222-EB	22,2	12,7	
ED-223-EB	22,3	12,7	
ED-224-EB	22,4	12,7	
ED-225-EB	22,5	12,7	
ED-226-EB	22,6	12,7	
ED-227-EB	22,7	12,7	
ED-228-EB	22,8	12,7	
ED-229-EB	22,9	12,7	

Insert Code	Dimensions(mm)		Holder Code
	D	t	
ED-230-EB	23,0	13,3	ED230/239-32-..D-..
ED-231-EB	23,1	13,3	
ED-232-EB	23,2	13,3	
ED-233-EB	23,3	13,3	
ED-234-EB	23,4	13,3	
ED-235-EB	23,5	13,3	
ED-236-EB	23,6	13,3	
ED-237-EB	23,7	13,3	
ED-238-EB	23,8	13,3	
ED-239-EB	23,9	13,3	
ED-240-EB	24,0	13,9	ED240/249-32-..D-..
ED-241-EB	24,1	13,9	
ED-242-EB	24,2	13,9	
ED-243-EB	24,3	13,9	
ED-244-EB	24,4	13,9	
ED-245-EB	24,5	13,9	
ED-246-EB	24,6	13,9	
ED-247-EB	24,7	13,9	
ED-248-EB	24,8	13,9	
ED-249-EB	24,9	13,9	
ED-250-EB	25,0	14,5	ED250/260-32- D-
ED-251-EB	25,1	14,5	
ED-252-EB	25,2	14,5	
ED-253-EB	25,3	14,5	
ED-254-EB	25,4	14,5	
ED-255-EB	25,5	14,5	
ED-256-EB	25,6	14,5	
ED-257-EB	25,7	14,5	
ED-258-EB	25,8	14,5	
ED-259-EB	25,9	14,5	
ED-260-EB	26,0	14,5	

EB type insert ensures excellent hole positioning through its self-centering point and can drill with low cutting force. EA insert can be used for machining stainless steel, titanium, nickel based alloys, Mn steel.

RAPID DRILL / RAPID DRILL

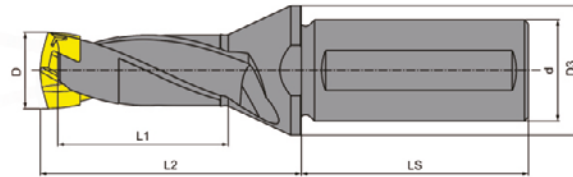

ED...1,5D-CA TOOLHOLDERS



Order No	Applicable Insert Diameter	Dimensions(mm)					Wrench
		d	D3	L1	Ls	D	
ED080/089-12-1,5D-CA	8,0-8,9	12	16	16	45	7,8	8-11,9
ED090/099-12-1,5D-CA	9,0-9,9	12	16	18	45	8,8	
ED100/109-16-1,5D-CA	10,0-10,9	16	20	20	48	9,8	
ED110/119-16-1,5D-CA	11,0-11,9	16	20	22	48	10,8	
ED120/129-16-1,5D-CA	12,0-12,9	16	20	24	48	11,8	12-16,9
ED130/139-16-1,5D-CA	13,0-13,9	16	20	25	48	12,8	
ED140/149-16-1,5D-CA	14,0-14,9	16	20	27	48	11,8	
ED150/159-20-1,5D-CA	15,0-15,9	20	25	29	50	14,8	
ED160/169-20-1,5D-CA	16,0-16,9	20	25	30	50	15,8	17-20,9
ED170/179-20-1,5D-CA	17,0-17,9	20	25	32	50	16,8	
ED180/189-25-2,5D-CA	18,0-18,9	25	32	34	56	17,8	
ED190/199-25-1,5D-CA	19,0-19,9	25	32	36	56	18,8	
ED200/209-25-1,5D-CA	20,0-20,9	25	32	38	56	19,8	21-26
ED210/219-25-1,5D-CA	21,0-21,9	25	32	40	56	20,8	
ED220/229-25-1,5D-CA	22,0-22,9	25	32	42	56	21,8	
ED230/239-32-1,5D-CA	23,0-23,9	32	42	43	60	22,8	
ED240/249-32-1,5D-CA	24,0-24,9	32	42	45	60	23,8	
ED250/260-32-1,5D-CA	25,0-26,0	32	42	47	60	24,8	

RAPID DRILL / RAPID DRILL

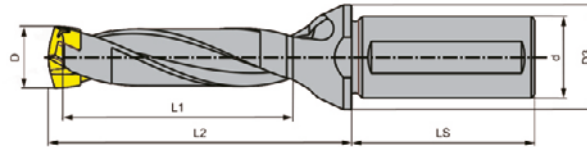
ED...1,5D-CA TOOLHOLDERS



Order No	Applicable Insert Diameter	Dimensions(mm)					Wrench
		d	D3	L1	Ls	D	
Inch	Inch	Inch	mm	mm	mm	mm	
ED5/16-11/32-1/2-1,5D-CA	5/16-11/32	1/2	16	16	45	7,5	8-11,9
ED23/64-25/64-1/2-1,5D-CA	23/64-25/64	1/2	16	18	45	8,8	
ED13/32-27/64-5/8-1,5D-CA	13/32-27/64	5/8	20	20	48	9,9	
ED7/16-15/32-5/8-1,5D-CA	7/16-15/32	5/8	20	22	48	10,7	
ED31/64-1/2-5/8-1,5D-CA	31/64-1/2	5/8	20	24	48	11,9	12-16,9
ED33/64-35/64-1/2-1,5D-CA	33/64-35/64	5/8	20	25	48	12,6	
ED9/16-37/64-5/8-1,5D-CA	9/16-37/64	5/8	25	27	48	13,8	
ED19/32-5/8-3/4-1,5D-CA	19/32-5/8	3/4	25	29	30	14,5	
ED41/64-21/32-3/4-1,5D-CA	41/64-21/32	3/4	25	30	50	15,6	17-20,9
ED43/64-45/64-3/4-1,5D-CA	43/64-45/64	3/4	25	32	50	16,7	
ED23/32-47/64-1-1,5D-CA	23/32-47/64	1	32	34	36	17,6	
ED3/8-25/32-1-1,5D-CA	3/8-25/32	1	32	36	36	18,4	
ED51/64-13/16-1-1,5D-CA	51/64-13/16	1	32	38	56	19,6	21-26
ED53/64-55/64-1-1,5D-CA	53/64-55/64	1	32	40	56	20,4	
ED7/8-57/64-1-1,5D-CA	7/8-57/64	1	32	42	56	21,6	
ED29/32-59/64-1-1/4-1,5D-CA	29/32-59/64	1 1/4	42	43	60	22,4	
ED/61/64-31/32-1 1/4-1,5D-CA	61/64-1/32	1 1/4	42	45	60	23,6	21-26
ED63/64-1-1 1/4-1,5D-CA	63/64-1	1 1/4	42	47	60	24,4	

RAPID DRILL / RAPID DRILL

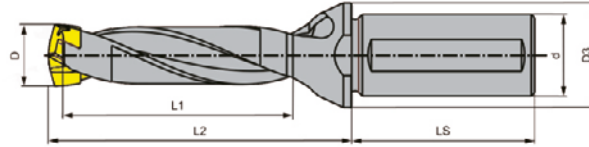
ED...3D-CA TOOLHOLDERS



Order No	Applicable Insert Diameter	Dimensions(mm)					Wrench
		d	D3	L1	Ls	D	
ED080/089-12-3D-CA	8,0-8,9	12	16	1	45	7,8	8-11,9
ED090/099-12-3D-CA	9,0-9,9	12	16	35	45	8,8	
ED100/109-16-3D-CA	10,0-10,9	16	20	39	48	9,8	
ED110/119-16-3D-CA	11,0-11,9	16	20	42	48	10,8	
ED120/129-16-3D-CA	12,0-12,9	16	20	45	48	11,8	12-16,9
ED130/139-16-3D-CA	13,0-13,9	16	20	49	48	12,8	
ED140/149-16-3D-CA	14,0-14,9	16	20	53	48	13,8	
ED150/159-20-3D-CA	15,0-15,9	20	25	56	50	14,8	
ED160/169-20-3D-CA	16,0-16,9	20	25	60	50	15,8	17-20,9
ED170/179-20-3D-CA	17,0-17,9	20	25	63	50	16,8	
ED180/189-25-3D-CA	18,0-18,9	25	25	66	56	17,8	
ED190/199-25-3D-CA	19,0-19,9	25	32	70	56	18,8	
ED200/209-25-3D-CA	20,0-20,9	25	32	73	56	19,8	21-26
ED210/219-25-3D-CA	21,0-21,9	25	32	77	56	20,8	
ED220/229-25-3D-CA	22,0-22,9	25	32	80	56	21,8	
ED230/239-32-3D-CA	23,0-23,9	32	42	84	60	22,8	
ED240/249-32-3D-CA	24,0-24,9	32	42	88	60	23,8	
ED250/260-32-3D-CA	25,0-26,0	32	42	91	60	24,8	

RAPID DRILL / RAPID DRILL

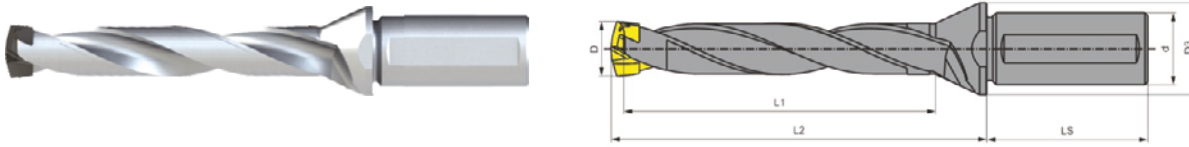
ED...3D-CA TOOLHOLDERS



Order No	Applicable Insert Diameter	Dimensions(mm)					Wrench
		d	D3	L1	Ls	D	
İnç/Inch	İnç/Inch	İnç/Inch	mm	mm	mm	mm	
ED5/16-11/32-1/2-3D-CA	5/16-11/32	1/2	16	32	45	7,5	8-11,9
ED23/64-25/64-1/2-3D-CA	23/64-25/64	1/2	16	32	45	8,8	
ED13/32-27/64-5/8-3D-CA	13/32-27/64	5/8	20	39	48	9,9	
ED7/16-15/32-5/8-3D-CA	7/16-15/32	5/8	20	42	48	10,7	
ED31/64-1/2-5/8-3D-CA	31/64-1/2	5/8	20	42	48	11,9	12-16,9
ED33/34-35/64-1/2-5/8-3D-CA	33/64-35/64	5/8	20	42	48	12,6	
ED9/16-37/64-5/8-3D-CA	9/16-37/64	3/8	25	53	48	13,8	
ED19/32-3/8-3/4-3D-CA	19/32-5/8	3/4	25	56	50	14,5	
ED41/64-21/32-3/4-3D-CA	41/64-21/32	3/4	23	60	50	15,6	17-20,9
ED43/64-45/64-3/4-3D-CA	43/64-45/64	3/4	25	63	50	16,7	
ED23/32-47/64-1-3D-CA	23/32-47/64	1	32	66	56	17,6	
ED3/8-25/32-1-3D-CA	3/8-25/32	1	32	70	56	18,4	
ED3/8-25/32-1-3D-CA	3/8-25/32	1	32	73	56	19,6	21-26
ED51/64-13/16-1-3D-CA	51/64-13/16	1	32	77	56	20,4	
ED53/64-55/64-1-3D-CA	53/64-55/64	1	32	80	56	21,6	
ED29/32-59/64-1 1/4-3D-CA	29/32-59/64	1 1/4	42	84	60	22,4	
ED61/64-31/32-1 1/4-3D-CA	61/64-1-32	1 1/4	42	88	60	23,6	21-26
ED63/64-1-1 1/4-3D-CA	63/64-1	1 1/4	42	91	60	24,4	

RAPID DRILL / RAPID DRILL

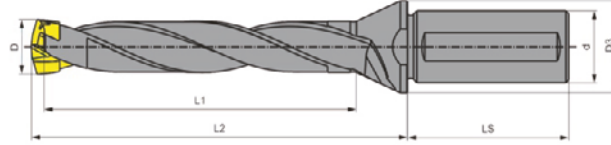
ED...5D-CA TOOLHOLDERS



Order No	Applicable Insert Diameter	Dimensions(mm)					Wrench
		d	D3	L1	Ls	D	
ED080/089-12-5D-CA	8,0-8,9	12	16	50	45	7,8	8-11,9
ED090/099-12-5D-CA	9,0-9,9	12	16	55	45	8,8	
ED100/109-16-5D-CA	10,0-10,9	16	20	60	48	9,8	
ED110/119-16-5D-CA	11,0-11,9	16	20	66	48	10,8	
ED120/129-16-5D-CA	12,0-12,9	16	20	71	48	11,8	12-16,9
ED130/139-16-5D-CA	13,0-13,9	16	20	77	48	12,8	
ED140/149-16-5D-CA	14,0-14,9	16	20	82	48	13,8	
ED150/159-20-5D-CA	15,0-15,9	20	23	88	50	14,8	
ED160/169-20-5D-CA	16,0-16,9	20	25	93	50	15,8	17-20,9
ED170/179-20-5D-CA	17,0-17,9	20	25	99	50	16,8	
ED180/189-25-5D-CA	18,0-18,9	25	32	104	56	17,8	
ED190/199-25-5D-CA	19,0-19,9	25	32	110	56	18,8	
ED200/209-25-5D-CA	20,0-20,9	25	32	115	56	19,8	21-26
ED210/219-25-5D-CA	21,0-21,9	25	32	121	56	20,8	
ED220/229-25-5D-CA	22,0-22,9	25	32	126	56	21,8	
ED230/239-32-5D-CA	23,0-23,9	32	42	132	60	22,8	
ED240/249-32-5D-CA	24,0-24,9	32	42	137	60	21,8	
ED250/260-32-5D-CA	25,0-26,0	32	42	143	60	24,8	

RAPID DRILL / RAPID DRILL


ED...5D-CA TOOLHOLDERS



Order No	Applicable Insert Diameter	Dimensions(mm)					Wrench
		d	D3	L1	Ls	D	
İnç/Inch	İnç/Inch	İnç/Inch	mm	mm	mm	mm	
ED5/16-11/32-1/2-5D-CA	5/16-11/32	1/2	16	50	45	7,5	8-11,9
ED23/64-25/64-1/2-5D-CA	23/64-25/64	1/2	16	55	45	8,8	
ED13/32-27/64-5/8-5D-CA	13/32-27/64	5/8	20	60	48	9,9	
ED7/16-15/32-5/8-5D-CA	7/16-15/32	5/8	20	66	48	10,7	
ED31/64-1/2-5/8-5D-CA	31/64-1/2	5/8	20	71	48	11,9	12-16,9
ED33/64-35/64-5/8-5D-CA	33/64-35/64	5/8	20	77	48	12,6	
ED9/16-37/64-5/8-5D-CA	9/16-37/64	5/8	25	82	48	13,8	
ED19/32-5/8-3/4-5D-CA	19/32-5/8	3/4	25	88	fi0	14,5	
ED41/64-21/32-3/4-5D-CA	41/64-21/32	3/4	25	93	50	15,6	17-20,9
ED43/64-45/64-3/4-5D-CA	43/64-45/64	3/4	25	99	50	16,7	
ED23/32-47/64-1-5D-CA	23/32-47/64	1	32	104	56	17,6	
ED3/8-25/32-1-5D-CA	3/8-25/32	1	32	110	56	18,4	
ED51/64-35/64-1-5D-CA	51/64-13/16	1	32	115	56	19,6	21-26
ED53/64-35/64-1-5D-CA	53/64-55/64	1	32	121	56	20,4	
ED7/8-57/64-1-5D-CA	7/8-57/64	1	32	126	fi6	21,6	
ED29/32-59/64-1 1/4-5D-CA	29/32-59/64	1 1/4	42	132	60	22,4	
ED61/64-31/32-1 1/4-5D-CA	61/64-1/32	1 1/4	42	137	60	23,6	21-26
ED63/64-1 1/4-5D-CA	63/64-1	1 1/4	42	143	60	24,4	

RAPID DRILL / RAPID DRILL


ED...8D-CA TOOLHOLDERS



Order No	Applicable Insert Diameter	Dimensions(mm)					Wrench
		d	D3	L1	Ls	D	
ED080/089-12-8D-CA	8,0-8,9	12	16	76	45	7,6	8-11,9
ED090/099-12-8D-CA	9,0-9,9	12	16	85	45	8,6	
ED100/109-16-8D-CA	10,0-10,9	16	20	93	48	9,6	
ED110/119-16-8D-CA	11,0-11,9	16	20	102	48	10,6	
ED120/129-16-8D-CA	12,0-12,9	16	20	110	48	11,6	12-16,9
ED130/139-16-8D-CA	13,0-13,9	16	20	119	48	12,6	
ED140/149-16-8D-CA	14,0-14,9	16	20	127	48	13,6	
ED150/159-20-8D-CA	15,0-15,9	20	25	136	50	14,6	
ED160/169-20-8D-CA	16,0-16,9	20	25	144	50	11,6	7-20,9
ED170/179-20-8D-CA	17,0-17,9	20	25	153	50	16,6	
ED180/189-25-8D-CA	18,0-18,9	25	32	161	56	11,6	
ED190/199-25-8D-CA	19,0-19,9	25	32	170	56	18,6	
ED200/209-25-8D-CA	20,0-20,9	25	32	178	56	19,6	21-26
ED210/219-25-8D-CA	21,0-21,9	25	32	187	56	20,6	
ED220/229-25-8D-CA	22,0-22,9	25	32	195	56	21,6	
ED230/239-32-8D-CA	23,0-23,9	32	42	204	60	22,6	
ED240/249-32-8D-CA	24,0-24,9	32	42	212	60	21,6	
ED250/260-32-8D-CA	25,0-26,0	32	42	221	60	24,6	

RAPID DRILL / RAPID DRILL

ED...8D-CA TOOLHOLDERS



Order No	Applicable Insert Diameter	Dimensions(mm)					Wrench
		d	D3	L1	Ls	D	
Inch	Inch	Inch	mm	mm	mm	mm	
ED5/16-11/32-8D-CA	5/16-11/32	1/2	16	76	45	7,5	8-11,9
ED23/64-25/64-1/2-8D-CA	23/64-25/64	1/2	16	85	45	8,8	
ED13/32-27/64-5/8-8D-CA	13/32-27/64	5/8	20	93	48	9,9	
ED7/16-15/32-5/8-8D-CA	7/16-15/32	5/8	20	102	48	10,7	
ED31/64-1/2-5/8-8D-CA	31/64-1/2	5/8	20	110	48	11,9	
ED33/64-35/64-5/8-8D-CA	33/64-35/64	5/8	20	119	48	12,6	12-16,9
ED9/16-37/64-5/8-8D-CA	9/16-37/64	5/8	20	127	48	13,8	
ED19/32-5/8-3/4-8D-CA	19/32-5/8	3/4	25	136	50	14,5	
ED41/64-21/32-3/4-8D-CA	41/64-21/32	3/4	25	144	50	15,6	
ED43/64-45/64-3/4-8D-CA	43/64-45/64	3/4	25	153	50	16,7	
ED23/32-47/64-1-8D-CA	23/32-47/64	1	32	161	56	17,6	17-20,9
ED3/8-25/32-1-8D-CA	3/8-25/32	1	32	170	56	18,4	
ED51/64-13/16-1-8D-CA	51/64-13/16	1	32	178	56	19,6	
ED53/64-55/64-1-8D-CA	53/64-55/64	1	32	187	56	20,4	
ED7/8-57/64-1-8D-CA	7/8-57/64	1	32	195	56	21,6	21-26
ED29/32-59/64-1 1/4-8D-CA	29/32-59/64	1 1/4	42	204	60	22,4	
ED61/64-31/32-1 1/4-8D-CA	61/64-1/32	1 1/4	42	212	60	23,6	
ED63/64-1-1 1/4-8D-CA	61/64-1	1 1/4	42	221	60	24,4	

RAPID DRILL CODING SYSTEM



<p>1 ED 120 129 16 3D CA</p> <p>ED: E-Drill</p>	<p>2 ED 120 129 16 3D CA</p> <p>Applicable min cutting head dia.(mm) 12,0 mm</p>	<p>3 ED 120 129 16 3D CA</p> <p>Applicable max cutting head dia.(mm) 12,9 mm</p>
<p>4 ED 120 129 16 3D CA</p> <p>Shank Dia. 16,0 mm</p>	<p>5 ED 120 129 16 3D CA</p> <p>Drill Depth 1,5xD Drill Depth 3xD Drill Depth 5xD Drill Depth 8xD Drill Depth 12xD</p>	<p>6 ED 120 129 16 3D CA</p> <p>CA: With coolant</p>

MULTI DRILL SOLID TOOLHOLDER CODE SYSTEM

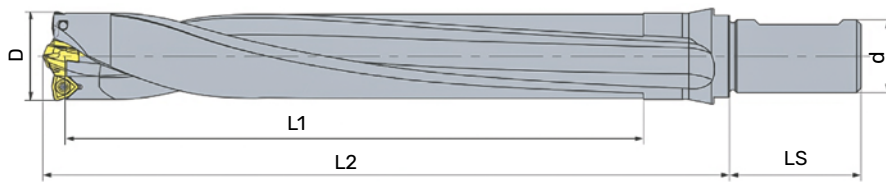


<p>1 ED 3300 32 8D D16 W08</p> <p>ED: E-DRILL</p>	<p>2 ED 3300 32 8D D16 W08</p> <p>Cutting Drill Dia. 28-42 mm</p>	<p>3 ED 3300 32 8D D16 W08</p> <p>Shank Dia. 32,0 mm</p>
<p>4 ED 3300 32 8D D16 W08</p> <p>Drill Depth 3xD Drill Depth 7xD Drill Depth 5xD Drill Depth 8xD Drill Depth 6xD Drill Depth 10xD</p>	<p>5 ED 3300 32 8D D16 W08</p> <p>Center Drill Head Dia. 16 mm</p>	<p>6 ED 3300 32 8D D16 W08</p> <p>Side Insert Length 8 mm</p>

Drilling

RAPID DRILL / RAPID DRILL

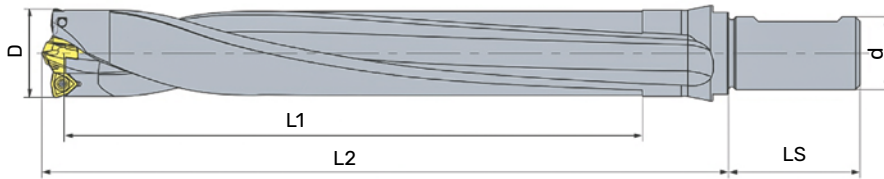
ED...3D SOLID TOOLHOLDERS



Order No	Center Drill Head Dia	Side Inserts	Dimensions(mm)					Spare Parts		
			d	L1	L2	Ls	D	Key	Screw	Wrench
ED2800-32-3D-D14/A04	MD-140-EA	AOMT040308	32	84	118	60,0	28	14-16	M2.5X8	T9
ED2858-32-3D-D15/A04	MD-150-EA	AOMT040308	32	86	120	60,0	28,58			
ED2900-32-3D-D16/A04	MD-160-EA	AOMT040308	32	87	121	60,0	29			
ED2936-32-3D-D16/A04	MD-160-EA	AOMT040108	32	89	123	60,0	29,36			
ED3000-32-3D-D16/A04	MD-160-EA	AOMT040308	32	90	125	60,0	30			
ED3018-32-3D-D17/A04	MD-170-EA	AOMT040308	32	91	126	60,0	30,18			
ED3096-32-3D-D17/A04	MD-170-EA	AOMT040308	32	93	128	60,0	30,96			
ED3100-32-3D-D17/A04	MD-170-EA	AOMT040308	32	94	129	60,0	31			
ED3175-32-3D-D15/W08	MD-150-EA	WOMT080308-...-D33	32	96	133	60,0	31,75	14-16	M3X8	T10
ED3200-32-3D-D15/W08	MD-150-EA	WOMT080308-...-D33	32	97	134	60,0	32			
ED3300-32-3D-D16/W08	MD-160-EA	WOMT080308-...-D33	32	99	136	60,0	33			
ED3320-32-3D-D16/W08	MD-160-EA	WOMT080308-...-D33	32	100	137	60,0	33,2			
ED3335-32-3D-D16/W08	MD-160-EA	WOMT080308-...-D33	32	101	138	60,0	33,35			
ED3400-32-3D-D16/W08	MD-160-EA	WOMT080308-...-D33	32	102	139	60,0	34			
ED3493-32-3D-D18/W08	MD-180-EA	WOMT080308-...-D33	32	105	142	60,0	34,93			
ED3500-32-3D-D18/W08	MD-180-EA	WOMT080308-...-D33	32	106	144	60,0	35			
ED3600-32-3D-D18/W08	MD-180-EA	WOMT080308-...-D33	32	108	146	60,0	36	17-20		
ED3653-32-3D-D19/W08	MD-190-EA	WOMT080308-...-D33	32	110	148	60,0	36,53			
ED3700-32-3D-D16/W10	MD-160-EA	WOMT100308-...-D39	32	111	149	60,0	37	14-16		
ED3750-32-3D-D16/W10	MD-160-EA	WOMT100308-...-D39	32	113	151	60,0	37,5			
ED3800-32-3D-D16/W10	MD-160-EA	WOMT100308-...-D39	32	114	154	60,0	38			
ED3810-32-3D-D16/W10	MD-160-EA	WOMT100308-...-D39	32	115	155	60,0	38,1			
ED3900-32-3D-D18/W10	MD-180-EA	WOMT100308-...-D39	32	117	157	60,0	39			
ED3920-32-3D-D18/W10	MD-180-EA	WOMT100308-...-D39	32	118	158	60,0	39,2			
ED3970-32-3D-D18/W10	MD-180-EA	WOMT100308-...-D39	32	120	160	60,0	39,7			
ED4000-50-3D-D18/W10	MD-180-EA	WOMT100308-...-D39	50	121	164	70,0	40			
ED4100-50-3D-D19/ W10	MD-190-EA	WOMT100308-...-D39	50	123	166	70,0	41	17-20		
ED4128-50-3D-D19/W10	MD-190-EA	WOMT100308-...-D39	50	124	167	70,0	41,28			
ED4200-50-3D-D19/W10	MD-190-EA	WOMT120408-...-D42	50	126	170	70,0	42			
ED4300-50-3D-D16/W12	MD-160-EA	WOMT120408-...-D42	50	129	173	70,0	43			

RAPID DRILL / RAPID DRILL

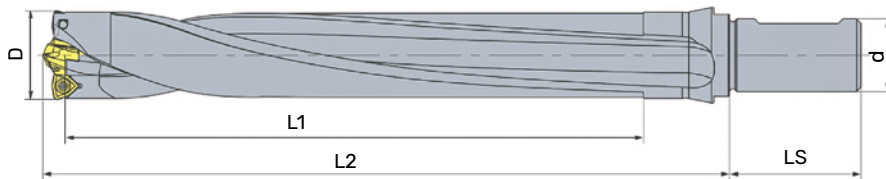
ED...3D SOLID TOOLHOLDERS



Order No	Center Drill Head Dia	Side Inserts	Dimensions(mm)					Spare Parts		
			d	L1	L2	Ls	D	Key	Screw	Wrench
ED4400-50-3D-D18/W12	MD-180-EA	WOMT120408-...-D42	50	132	176	70,0	44	17-20	M4X10	T15
ED4445-50-3D-D18/W12	MD-180-EA	WOMT120408-...-D42	50	134	178	70,0	44,45			
ED4500-50-3D-D18/W12	MD-180-EA	WOMT120408-...-D42	50	135	179	70,0	45			
ED4600-50-3D-D19/W12	MD-190-EA	WOMT120408-...-D42	50	138	182	70,0	46			
ED4700-50-3D-D20/W12	MD-200-EA	WOMT120408-...-D42	50	141	185	70,0	47			
ED4763-50-3D-D21/W12	MD-210-EA	WOMT120408-...-D42	50	143	187	70,0	47,63			
ED4800-50-3D-D21/W12	MD-210-EA	WOMT120408-...-D42	50	144	189	70,0	48			
ED4900-50-3D-D227W12	MD-220-EA	WOMT120408-...-D42	50	147	192	70,0	49			
ED5000-50-3D-D23/W12	MD-230-EA	WOMT120408-...-D42	50	150	195	70,0	50			
ED5080-50-3D-D24/W12	MD-240-EA	WOMT120408-...-D42	50	153	198	70,0	50,8			
ED5100-50-3D-D24/W12	MD-240-EA	WOMT120408-...-D42	50	154	199	70,0	51	21-28		
ED5200-50-3D-D25/W12	MD-250-EA	WOMT120408-...-D42	50	156	201	70,0	52			
ED3300-50-3D-D26/W12	MD-260-EA	WOMT120408-...-D42	50	159	204	70,0	53			
ED5398-50-3D-D27/W12	MD-270-EA	WOMT120408-...-D42	50	162	207	70,0	53,98			
ED5400-50-3D-D27/W12	MD-270-EA	WOMT120408-...-D42	50	163	208	70,0	54			
ED5500-50-3D-D28/W12	MD-280-EA	WOMT120408-...-D42	50	165	210	70,0	55			

RAPID DRILL / RAPID DRILL

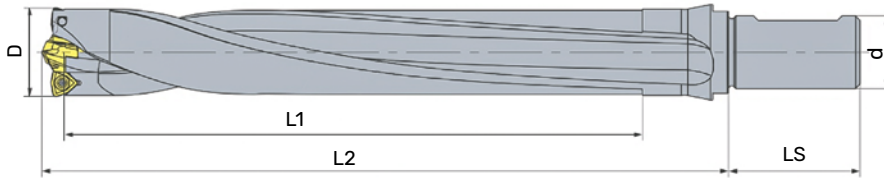
ED...5D SOLID TOOLHOLDERS



Order No	Center Drill Head Dia	Side Inserts x2	Dimensions(mm)					Spare Parts		
			d	L1	L2	Ls	D	Key	Screw	Wrench
ED2800-32-5D-D14/A04	MD-140-EA	AOMT040308	32	140	174	60,0	28	14-16	M2.5X8	T9
ED2858-32-5D-D15/A04	MD-150-EA	AOMT040308	32	143	177	60,0	28,58			
ED2900-32-5D-D16/A04	MD-160-EA	AOMT040308	32	145	179	60,0	29			
ED2936-32-5D-D16/A04	MD-160-EA	AOMT040108	32	147	181	60,0	29,36			
ED3000-32-5D-D16/A04	MD-160-EA	AOMT040308	32	150	186	60,0	30			
ED3018-32-5D-D17/A04	MD-170-EA	AOMT040308	32	151	186	60,0	30,18			
ED3096-32-5D-D17/A04	MD-170-EA	AOMT040308	32	155	190	60,0	30,96			
ED3100-32-5D-D17/A04	MD-170-EA	AOMT040308	32	156	191	60,0	31			
ED3175-32-5D-D15/W08	MD-150-EA	WOMT080308-...-D33	32	159	196	60,0	31,75	14-16	M3X8	T10
ED3200-32-3D-D15/W08	MD-150-EA	WOMT080308-...-D33	32	160	197	60,0	32			
ED3300-32-5D-D16/W08	MD-160-EA	WOMT080308-...-D33	32	165	202	60,0	33			
ED3320-32-5D-D16/W08	MD-160-EA	WOMT080308-...-D33	32	166	203	60,0	33,2			
ED3335-32-5D-D16/W08	MD-160-EA	WOMT080308-...-D33	32	167	204	60,0	33,35			
ED3400-32-5D-D16/W08	MD-160-EA	WOMT080308-...-D33	32	170	207	60,0	34			
ED3493-32-5D-D18/W08	MD-180-EA	WOMT080308-...-D33	32	175	212	60,0	34,93			
ED3500-32-5D-D18/W08	MD-180-EA	WOMT080308-...-D33	32	176	214	60,0	35			
ED3600-32-5D-D18/W08	MD-180-EA	WOMT080308-...-D33	32	180	218	60,0	36	17-20		
ED3653-32-5D-D19/W08	MD-190-EA	WOMT080308-...-D33	32	183	221	60,0	36,53			
ED3700-32-5D-D16/W10	MD-160-EA	WOMT100308-...-D39	32	185	223	60,0	37	14-16		
ED3750-32-3D-D16/W10	MD-160-EA	WOMT100308-...-D39	32	188	226	60,0	37,5			
ED3800-32-5D-D16/W10	MD-160-EA	WOMT100308-...-D39	32	190	230	60,0	38			
ED3810-32-5D-D16/W10	MD-160-EA	WOMT100308-...-D39	32	191	231	60,0	38,1			
ED3900-32-5D-D18/W10	MD-180-EA	WOMT100308-...-D39	32	195	235	60,0	39			
ED3920-32-5D-D18/W10	MD-180-EA	WOMT100308-...-D39	32	196	236	60,0	39,2			
ED3970-32-5D-D18/W10	MD-180-EA	WOMT100308-...-D39	32	199	239	60,0	39,7			
ED4000-50-5D-D18/W10	MD-180-EA	WOMT100308-...-D39	50	200	243	70,0	40			
ED4100-50-5D-D19/W10	MD-190-EA	WOMT100308-...-D39	50	205	248	70,0	41	17-20		
ED4128-50-5D-D19/W10	MD-190-EA	WOMT100308-...-D39	50	207	250	70,0	41,28			
ED4200-50-5D-D19/W10	MD-190-EA	WOMT120408-...-D42	50	210	254	70,0	42			
ED4300-50-5D-D16/W12	MD-160-EA	WOMT120408-...-D42	50	215	259	70,0	43			

RAPID DRILL / RAPID DRILL

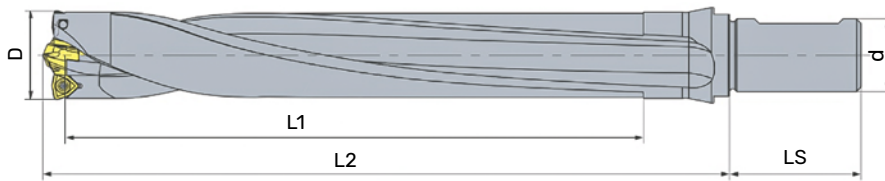
ED...5D SOLID TOOLHOLDERS



Order No	Center Drill Head Dia	Side Inserts x2	Dimensions(mm)					Spare Parts		
			d	L1	L2	Ls	D	Key	Screw	Wrench
ED4400-50-5D-D18/W12	MD-180-EA	WOMT120408-...-D42	50	220	264	70,0	44	17-20	M4X10	T15
ED4445-50-5D-D18/W12	MD-180-EA	WOMT120408-...-D42	50	223	267	70,0	44,45			
ED4500-50-5D-D18/W12	MD-180-EA	WOMT120408-...-D42	50	225	269	70,0	45			
ED4600-50-5D-D19/W12	MD-190-EA	WOMT120408-...-D42	50	230	274	70,0	46			
ED4700-50-5D-D20/W12	MD-200-EA	WOMT120408-...-D42	50	235	279	70,0	47			
ED4763-50-5D-D21/W12	MD-210-EA	WOMT120408-...-D42	50	239	183	70,0	47,63			
ED4800-50-5D-D21/W12	MD-210-EA	WOMT120408-...-D42	50	240	285	70,0	48			
ED4900-50-5D-D22/W12	MD-220-EA	WOMT120408-...-D42	50	245	290	70,0	49			
ED5000-50-5D-D23/W12	MD-230-EA	WOMT120408-...-D42	50	250	295	70,0	50			
ED5080-50-5D-D24/W12	MD-240-EA	WOMT120408-...-D42	50	254	299	70,0	50,8			
ED5100-50-5D-D24/W12	MD-240-EA	WOMT120408-...-D42	50	255	300	70,0	51	21-28		
ED5200-50-5D-D25/W12	MD-250-EA	WOMT120408-...-D42	50	260	305	70,0	52			
ED3300-50-5D-D26/W12	MD-260-EA	WOMT120408-...-D42	50	265	310	70,0	53			
ED5398-50-5D-D27/W12	MD-270-EA	WOMT120408-...-D42	50	270	315	70,0	53,98			
ED5400-50-5D-D27/W12	MD-270-EA	WOMT120408-...-D42	50	271	316	70,0	54			
ED5500-50-5D-D28/W12	MD-280-EA	WOMT120408-...-D42	50	275	320	70,0	55			

RAPID DRILL / RAPID DRILL

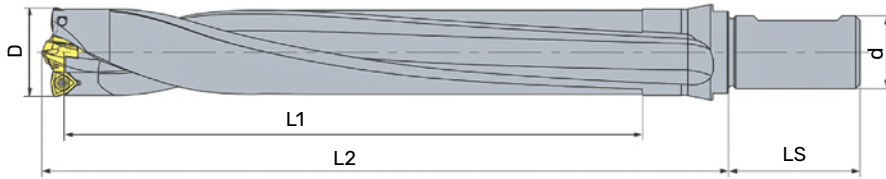
ED...6D SOLID TOOLHOLDERS



Order No	Center Drill Head Dia	Side Inserts x2	Dimensions(mm)					Spare Parts		
			d	L1	L2	Ls	D	Key	Screw	Wrench
ED2800-32-6D-D14/A04	MD-140-EA	AOMT040308	32	168	202	60,0	28,0	14-16	M2,5X8	T9
ED2858-32-6D-D15/A04	MD-150-EA	AOMT040308	32	172	206	60,0	28,6			
ED2900-32-6D-D16/A04	MD-160-EA	AOMT040308	32	174	208	60,0	29,0			
ED2936-32-6D-D16/A04	MD-160-EA	AOMT040108	32	177	211	60,0	29,4			
ED3000-32-6D-D16/A04	MD-160-EA	AOMT040308	32	180	215	60,0	30,0			
ED3018-32-6D-D17/A04	MD-170-EA	AOMT040308	32	182	217	60,0	30,2			
ED3096-32-6D-D17/A04	MD-170-EA	AOMT040308	32	186	221	60,0	31,0			
ED3100-32-6D-D17/A04	MD-170-EA	AOMT040308	32	187	222	60,0	31,0			
ED3175-32-6D-D15/W08	MD-150-EA	WOMT080308-...-D33	32	191	228	60,0	31,8	14-16	M3X8	T10
ED3200-32-6D-D15/W08	MD-170-EA	WOMT080308-...-D33	32	192	229	60,0	32,0			
ED3300-32-6D-D16/W08	MD-160-EA	WOMT080308-...-D33	32	198	235	60,0	33,0			
ED3320-32-6D-D16/W08	MD-160-EA	WOMT080308-...-D33	32	200	237	60,0	33,2			
ED3335-32-6D-D16/W08	MD-160-EA	WOMT080308-...-D33	32	201	238	60,0	33,4			
ED3400-32-6D-D16/W08	MD-160-EA	WOMT080308-...-D33	32	204	241	60,0	34,0			
ED3493-32-6D-D18/W08	MD-180-EA	WOMT080308-...-D33	32	210	247	60,0	34,9			
ED3500-32-6D-D18/W08	MD-180-EA	WOMT080308-...-D33	32	211	249	60,0	35,0			
ED3600-32-6D-D18/W08	MD-180-EA	WOMT080308-...-D33	32	216	254	60,0	36,0	17-20		
ED3653-32-6D-D19/W08	MD-190-EA	WOMT080308-...-D33	32	220	258	60,0	36,5			
ED3700-32-6D-D16/W10	MD-160-EA	WOMT100308-...-D39	32	222	260	60,0	37,0	14-16	M4X10	
ED3750-32-6D-D16/W10	MD-160-EA	WOMT100308-...-D39	32	225	263	60,0	37,5			
ED3800-32-6D-D16/W10	MD-160-EA	WOMT100308-...-D39	32	228	268	60,0	38,0			
ED3810-32-6D-D16/W10	MD-160-EA	WOMT100308-...-D39	32	229	269	60,0	38,1			
ED3900-32-6D-D18/W10	MD-180-EA	WOMT100308-...-D39	32	234	274	60,0	39,0			
ED3920-32-6D-D18/W10	MD-180-EA	WOMT100308-...-D39	32	236	276	60,0	39,2			
ED3970-32-6D-D18/W10	MD-180-EA	WOMT100308-...-D39	32	239	279	70,0	39,7			
ED4000-50-6D-D18/W1	MD-180-EA	WOMT100308-...-D39	50	240	283	70,0	40,0			
ED4100-50-6D-D19/W10	MD-190-EA	WOMT100308-...-D39	50	246	289	70,0	41,0	17-20		
ED4128-50-6D-D19/W10	MD-190-EA	WOMT100308-...-D39	50	248	291	70,0	41,3			
ED4200-50-6D-D19/W10	MD-190-EA	WOMT120408-...-D42	50	252	296	70,0	42,0			

RAPID DRILL / RAPID DRILL

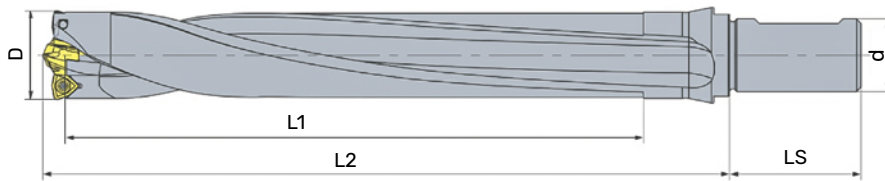
ED...6D SOLID TOOLHOLDERS



Order No	Center Drill Head Dia	Side Inserts x2	Dimensions(mm)					Spare Parts		
			d	L1	L2	Ls	D	Key	Screw	Wrench
ED4300-50-6D-D16/W12	MD-160-EA	WOMT120408-...-D42	50	258	302	70,0	43,0	14-16	M4X10	T15
ED4400-50-6D-D18/W12	MD-180-EA	WOMT120408-...-D42	50	264	308	70,0	44,0			
ED4445-50-6D-D18/W12	MD-180-EA	WOMT120408-...-D42	50	267	311	70,0	44,5			
ED4500-50-6D-D18/W12	MD-180-EA	WOMT120408-...-D42	50	270	314	70,0	45,0			
ED4600-50-6D-D19/W12	MD-190-EA	WOMT120408-...-D42	50	276	320	70,0	46,0			
ED4700-50-6D-D20/W12	MD-200-EA	WOMT120408-...-D42	50	282	326	70,0	47,0	17-20	M4X10	T15
ED4763-50-6D-D21/W12	MD-210-EA	WOMT120408-...-D42	50	286	330	70,0	47,6			
ED4800-50-6D-D21/W12	MD-210-EA	WOMT120408-...-D42	50	288	333	70,0	48,0			
ED4900-50-6D-D22/W12	MD-220-EA	WOMT120408-...-D42	50	294	339	70,0	49,0			
ED5000-50-6D-D23/W12	MD-230-EA	WOMT120408-...-D42	50	300	345	70,0	50,0			
ED5080-50-6D-D24/W12	MD-240-EA	WOMT120408-...-D42	50	305	350	70,0	50,8			
ED5100-50-6D-D24/W12	MD-240-EA	WOMT120408-...-D42	50	306	351	70,0	51,0	14-16		
ED5200-50-6D-D25/W12	MD-250-EA	WOMT120408-...-D42	50	312	357	70,0	52,0			
ED3300-50-6D-D26/W12	MD-260-EA	WOMT120408-...-D42	50	318	363	70,0	53,0			
ED5398-50-6D-D27/W12	MD-270-EA	WOMT120408-...-D42	50	324	369	70,0	54,0			
ED5400-50-6D-D27/W12	MD-270-EA	WOMT120408-...-D42	50	325	370	70,0	54,0			
ED5500-50-6D-D28/W12	MD-280-EA	WOMT120408-...-D42	50	330	375	70,0	55,0			

RAPID DRILL / RAPID DRILL

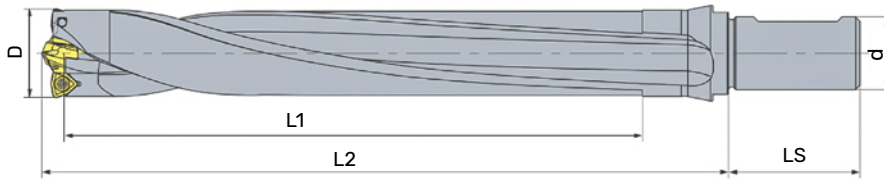
ED...7D SOLID TOOLHOLDERS



Order No	Center Drill Head Dia	Side Inserts x2	Dimensions(mm)					Spare Parts		
			d	L1	L2	Ls	D	Key	Screw	Wrench
ED2800-32-7D-D14/A04	MD-140-EA	AOMT040308	32	196	230	60,0	28,0	14-16	M2.5X8	T9
ED2858-32-7D-D15/A04	MD-150-EA	AOMT040308	32	201	235	60,0	28,6			
ED2900-32-7D-D16/A04	MD-160-EA	AOMT040308	32	203	237	60,0	29,0			
ED2936-32-7D-D16/A04	MD-160-EA	AOMT040108	32	206	240	60,0	29,4			
ED3000-32-7D-D16/A04	MD-160-EA	AOMT040308	32	210	245	60,0	30,0			
ED3018-32-7D-D17/A04	MD-170-EA	AOMT040308	32	212	247	60,0	30,2			
ED3096-32-7D-D17/A04	MD-170-EA	AOMT040308	32	217	252	60,0	31,0	17-20		
ED3100-32-7D-D17/A04	MD-170-EA	AOMT040308	32	218	253	60,0	31,0			
ED3175-32-7D-D15/W08	MD-150-EA	WOMT080308-...-D33	32	223	260	60,0	35,8	14-16	M3X8	T10
ED3200-32-7D-D15/W08	MD-150-EA	WOMT080308-...-D33	32	224	261	60,0	32,0			
ED3300-32-7D-D16/W08	MD-160-EA	WOMT080308-...-D33	32	231	268	60,0	33,0			
ED3320-32-7D-D16/W08	MD-160-EA	WOMT080308-...-D33	32	233	270	60,0	33,2			
ED3335-32-7D-D16/W08	MD-160-EA	WOMT080308-...-D33	32	234	271	60,0	33,4			
ED3400-32-7D-D16/W08	MD-160-EA	WOMT080308-...-D33	32	238	275	60,0	34,0			
ED3493-32-7D-D18/W08	MD-180-EA	WOMT080308-...-D33	32	245	282	60,0	34,9	17-20		
ED3500-32-7D-D18/W08	MD-180-EA	WOMT080308-...-D33	32	246	284	60,0	35,0			
ED3600-32-7D-D18/W08	MD-180-EA	WOMT080308-...-D33	32	252	290	60,0	36,0			
ED3653-32-7D-D19/W08	MD-190-EA	WOMT080308-...-D33	32	256	294	60,0	36,5			
ED3700-32-7D-D16/W10	MD-160-EA	WOMT100308-...-D39	32	259	297	60,0	37,0	14-16		
ED3750-32-7D-D16/W10	MD-160-EA	WOMT100308-...-D39	32	263	301	60,0	37,5			
ED3800-32-7D-D16/W10	MD-160-EA	WOMT100308-...-D39	32	266	306	60,0	38,0			
ED3810-32-7D-D16/W10	MD-160-EA	WOMT100308-...-D39	32	267	307	60,0	38,1			
ED3900-32-7D-D18/W10	MD-180-EA	WOMT100308-...-D39	32	273	313	60,0	39,0			
ED3920-32-7D-D18/W10	MD-180-EA	WOMT100308-...-D39	32	275	315	60,0	39,2			
ED3970-32-7D-D18/W10	MD-180-EA	WOMT100308-...-D39	32	278	318	60,0	39,7	17-20		
ED4000-50-7D-D18/W10	MD-180-EA	WOMT100308-...-D39	50	280	323	60,0	40			
ED4100-50-7D-D19/W10	MD-190-EA	WOMT100308-...-D39	50	287	330	70,0	41			
ED4128-50-7D-D19/W10	MD-190-EA	WOMT100308-...-D39	50	289	332	70,0	41,28			
ED4200-50-7D-D19/W10	MD-190-EA	WOMT120408-...-D42	50	294	338	70,0	42,0			
ED4300-50-7D-D16/W12	MD-160-EA	WOMT120408-...-D42	50	301	345	70,0	43,0		14-16	

RAPID DRILL / RAPID DRILL

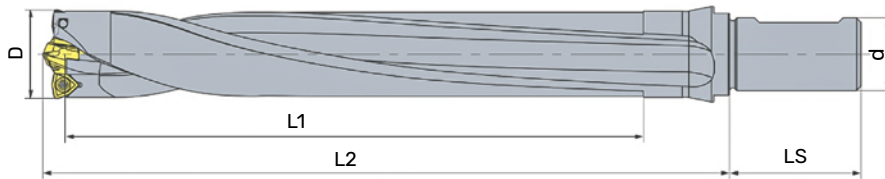
ED...7D SOLID TOOLHOLDERS



Order No	Center Drill Head Dia	Side Inserts x2	Dimensions(mm)					Spare Parts		
			d	L1	L2	Ls	D	Key	Screw	Wrench
ED4400-50-7D-D18/W12	MD-180-EA	WOMT120408-...-D42	50	308	352	70,0	44,0	17-20	M4X10	T15
ED4445-50-7D-D18/W12	MD-180-EA	WOMT120408-...-D42	50	312	356	70,0	44,5			
ED4500-50-7D-D18/W12	MD-180-EA	WOMT120408-...-D42	50	315	359	70,0	45			
ED4600-50-7D-D19/W12	MD-190-EA	WOMT120408-...-D42	50	322	366	70,0	46,0			
ED4700-50-7D-D20/W12	MD-200-EA	WOMT120408-...-D42	50	329	373	70,0	47,0			
ED4763-50-7D-D21/W12	MD-210-EA	WOMT120408-...-D42	50	334	378	70,0	47,6			
ED4800-50-7D-D21/W12	MD-210-EA	WOMT120408-...-D42	50	336	381	70,0	48,0			
ED4900-50-7D-D22/W12	MD-220-EA	WOMT120408-...-D42	50	343	388	70,0	49,0	21-28		
ED5000-50-7D-D23/W12	MD-230-EA	WOMT120408-...-D42	50	350	395	70,0	50,0			
ED5080-50-7D-D24/W12	MD-240-EA	WOMT120408-...-D42	50	356	401	70,0	50,8			
ED5100-50-7D-D24/W12	MD-240-EA	WOMT120408-...-D42	50	357	402	70,0	51,0			
ED5200-50-7D-D25/W12	MD-250-EA	WOMT120408-...-D42	50	364	409	70,0	52,0			
ED5300-50-7D-D26/W12	MD-260-EA	WOMT120408-...-D42	50	371	416	70,0	53,0			
ED5398-50-7D-D27/W12	MD-270-EA	WOMT120408-...-D42	50	378	423	70,0	54,0			
ED5400-50-7D-D27/W12	MD-270-EA	WOMT120408-...-D42	50	379	424	70,0	54,0			
ED5500-50-7D-D28/W12	MD-280-EA	WOMT120408-...-D42	50	385	430	70,0	55,0			

RAPID DRILL / RAPID DRILL

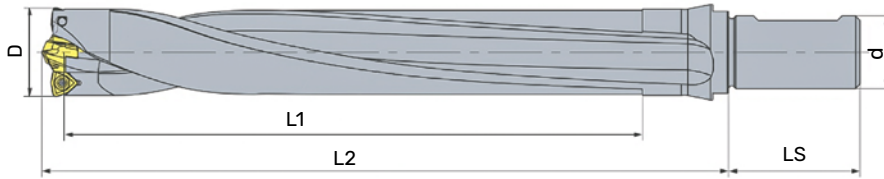
ED...8D SOLID TOOLHOLDERS



Order No	Center Drill Head Dia	Side Inserts x2	Dimensions(mm)					Spare Parts		
			d	L1	L2	Ls	D	Key	Screw	Wrench
ED2800-32-8D-D14/A04	MD-140-EA	AOMT040308	32	224	258	60,0	28,0	14-16	M2,5X8	T9
ED2858-32-8D-D15/A04	MD-150-EA	AOMT040308	32	229	263	60,0	28,6			
ED2900-32-8D-D16/A04	MD-160-EA	AOMT040308	32	232	266	60,0	29,0			
ED2936-32-8D-D16/A04	MD-160-EA	AOMT040108	32	235	269	60,0	29,4			
ED3000-32-8D-D16/A04	MD-160-EA	AOMT040308	32	240	275	60,0	30,0			
ED3018-32-8D-D17/A04	MD-170-EA	AOMT040308	32	242	277	60,0	30,2			
ED3096-32-8D-D17/A04	MD-170-EA	AOMT040308	32	248	283	60,0	31,0	17-20		
ED3100-32-8D-D17/A04	MD-170-EA	AOMT040308	32	249	284	60,0	31,0			
ED3175-32-8D-D15/W 08	MD-150-EA	W OMT080308-...-D33	32	254	291	60,0	31,8	14-16	M3X8	T10
ED3200-32-8D-D15/W 08	MD-150-EA	W OMT080308-...-D33	32	256	293	60,0	32,0			
ED3300-32-8D-D16/W 08	MD-160-EA	W OMT080308-...-D33	32	264	301	60,0	33,0			
ED3320-32-8D-D16/W 08	MD-160-EA	W OMT080308-...-D33	32	266	303	60,0	33,2			
ED3335-32-8D-D16/W 08	MD-160-EA	W OMT080308-...-D33	32	267	304	60,0	33,4			
ED3400-32-8D-D16/W 08	MD-160-EA	W OMT080308-...-D33	32	272	309	60,0	34,0			
ED3493-32-8D-D18/W 08	MD-180-EA	W OMT080308-...-D33	32	280	317	60,0	34,9	17-20		
ED3500-32-8D-D18/W 08	MD-180-EA	W OMT080308-...-D33	32	281	319	60,0	35,0			
ED3600-32-8D-D18/W 08	MD-180-EA	W OMT080308-...-D33	32	288	326	60,0	36,0			
ED3653-32-8D-D19/W 08	MD-190-EA	W OMT080308-...-D33	32	293	331	60,0	36,5			
ED3700-32-8D-D16/W 10	MD-160-EA	W OMT100308-...-D39	32	296	334	60,0	37,0	14-16		
ED3750-32-8D-D16/W 10	MD-160-EA	W OMT100308-...-D39	32	300	338	60,0	37,5			
ED3800-32-8D-D16/W 10	MD-160-EA	W OMT100308-...-D39	32	304	344	60,0	38,0			
ED3810-32-8D-D16/W 10	MD-160-EA	W OMT100308-...-D39	32	305	345	60,0	38,1			
ED3900-32-8D-D18/W 10	MD-180-EA	W OMT100308-...-D39	32	312	352	60,0	39,0	17-20		
ED3920-32-8D-D18/W 10	MD-180-EA	W OMT100308-...-D39	32	314	354	60,0	39,2			
ED3970-32-8D-D18/W 10	MD-180-EA	W OMT100308-...-D39	32	318	358	60,0	39,7			
ED4000-50-8D-D18/W 10	MD-180-EA	W OMT100308-...-D39	50	320	363	70,0	40,0			
ED4100-50-8D-D19/W 10	MD-190-EA	W OMT100308-...-D39	50	328	371	70,0	41,0			
ED4128-50-8D-D19/W 10	MD-190-EA	W OMT100308-...-D39	50	331	374	70,0	41,3			
ED4200-50-8D-D19/W 10	MD-190-EA	W OMT120408-...-D42	50	336	380	70,0	42,0			
ED4300-50-8D-D16/W 12	MD-160-EA	W OMT120408-...-D42	50	34	388	70,0	43,0		14-16	

RAPID DRILL / RAPID DRILL

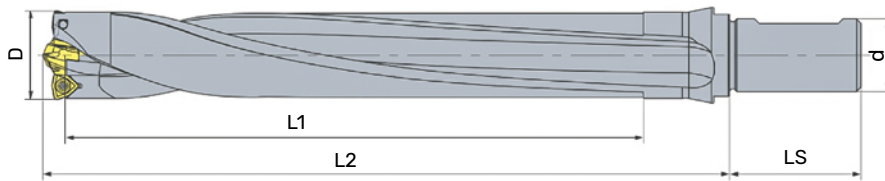
ED...8D SOLID TOOLHOLDERS



Order No	Center Drill Head Dia	Side Inserts x2	Dimensions(mm)					Spare Parts		
			d	L1	L2	Ls	D	Key	Screw	W rench
ED4400-50-8D-D18/W 12	MD-180-EA	W OMT120408-...-D42	50	352	396	70,0	44,0	17-20	M4X10	T15
ED4445-50-8D-D18/W 12	MD-180-EA	W OMT120408-...-D42	50	356	400	70,0	44,5			
ED4500-50-8D-D18/W 12	MD-180-EA	W OMT120408-...-D42	50	360	404	70,0	45,0			
ED4600-50-8D-D19/W 12	MD-190-EA	W OMT120408-...-D42	50	368	412	70,0	46,0			
ED4700-50-8D-D20/W 12	MD-200-EA	W OMT120408-...-D42	50	376	420	70,0	47,0			
ED4763-50-8D-D21/W 12	MD-210-EA	W OMT120408-...-D42	50	382	426	70,0	47,6			
ED4800-50-8D-D21/W 12	MD-210-EA	W OMT120408-...-D42	50	384	429	70,0	48,0	21-28		
ED4900-50-8D-D22/W 12	MD-220-EA	W OMT120408-...-D42	50	392	437	70,0	49,0			
ED5000-50-8D-D23/W 12	MD-230-EA	W OMT120408-...-D42	50	400	445	70,0	50,0			
ED5080-50-8D-D24/W 12	MD-240-EA	W OMT120408-...-D42	50	407	452	70,0	50,8			
ED5100-50-8D-D24/W 12	MD-240-EA	W OMT120408-...-D42	50	408	453	70,0	51,0			
ED5200-50-8D-D25/W 12	MD-250-EA	W OMT120408-...-D42	50	416	461	70,0	52,0			
ED5300-50-8D-D26/W 12	MD-260-EA	W OMT120408-...-D42	50	424	469	70,0	53,0			
ED5398-50-8D-D27/W 12	MD-270-EA	W OMT120408-...-D42	50	432	477	70,0	54,0			
ED5400-50-8D-D27/W 12	MD-270-EA	W OMT120408-...-D42	50	433	478	70,0	54,0			
ED5500-50-8D-D28/W 12	MD-280-EA	W OMT120408-...-D42	50	440	485	70,0	55,0			

RAPID DRILL / RAPID DRILL

ED...10D SOLID TOOLHOLDERS

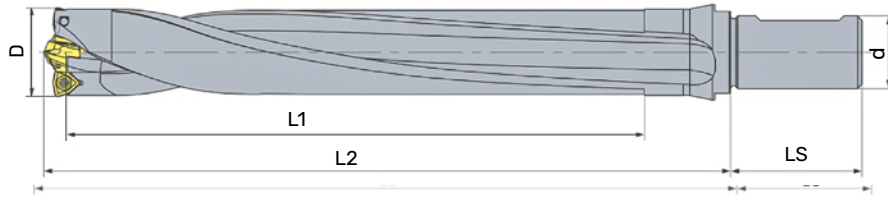


Order No	Center Drill Head Dia	Side Inserts x2	Dimensions(mm)					Spare Parts		
			d	L1	L2	Ls	D	Key	Screw	Wrench
ED2800-32-10D-D14/A04	MD-140-EA	A0MT040308	32	280	314	60,0	28,0	14-16	M2.5X8	T9
ED2858-32-10D-D15/A04	MD-150-EA	A0MT040308	32	286	320	60,0	28,6			
ED2900-32-10D-D16/A04	MD-160-EA	A0MT040308	32	290	324	60,0	29,0			
ED2936-32-10D-D16/A04	MD-160-EA	A0MT040108	32	294	328	60,0	29,4			
ED3000-32-10D-D16/A04	MD-160-EA	A0MT040308	32	300	335	60,0	30,0			
ED3018-32-10D-D17/A04	MD-170-EA	A0MT040308	32	302	337	60,0	30,2			
ED3096-32-10D-D17/A04	MD-170-EA	A0MT040308	32	310	345	60,0	31,0			
ED3100-32-10D-D17/A04	MD-170-EA	A0MT040308	32	311	346	60,0	31,0			
ED3175-32-10D-D15/W 08	MD-150-EA	W OMT080308-...-D33	32	318	355	60,0	31,8	14-16	M3X8	T10
ED3200-32-10D-D15/W 08	MD-150-EA	W OMT080308-...-D33	32	320	357	60,0	32,0			
ED3300-32-10D-D16/W 08	MD-160-EA	W OMT080308-...-D33	32	330	367	60,0	33,0			
ED3320-32-10D-D16/W 08	MD-160-EA	W OMT080308-...-D33	32	332	369	60,0	32,2			
ED3335-32-10D-D16/W 08	MD-160-EA	W OMT080308-...-D33	32	334	371	60,0	33,4			
ED3400-32-10D-D16/W 08	MD-160-EA	W OMT080308-...-D33	32	340	377	60,0	34,0			
ED3493-32-10D-D18/W 08	MD-180-EA	W OMT080308-...-D33	32	350	387	60,0	34,9			
ED3500-32-10D-D18/W 08	MD-180-EA	W OMT080308-...-D33	32	350	388	60,0	35,0			
ED3600-32-10D-D18/W 08	MD-180-EA	W OMT080308-...-D33	32	360	398	60,0	36,0	17-20		
ED3653-32-10D-D19/W 08	MD-190-EA	W OMT080308-...-D33	32	366	404	60,0	36,5			
ED3700-32-10D-D16/W 10	MD-160-EA	W OMT100308-...-D39	32	370	408	60,0	37,0	14-16		
ED3750-32-10D-D16/W 10	MD-160-EA	W OMT100308-...-D39	32	375	413	60,0	37,5			
ED3800-32-10D-D16/W 10	MD-160-EA	W OMT100308-...-D39	32	380	420	60,0	38,0			
ED3810-32-10D-D16/W 10	MD-160-EA	W OMT100308-...-D39	32	381	421	60,0	38,1			
ED3900-32-10D-D18/W 10	MD-180-EA	W OMT100308-...-D39	32	390	430	60,0	39,0			
ED3920-32-10D-D18/W 10	MD-180-EA	W OMT100308-...-D39	32	392	432	60,0	39,2			
ED3970-32-10D-D18/W 10	MD-180-EA	W OMT100308-...-D39	32	397	437	60,0	39,7			
ED4000-50-10D-D18/W 10	MD-180-EA	W OMT100308-...-D39	50	400	443	60,0	40,0			
ED4100-50-10D-D19/W 10	MD-190-EA	W OMT100308-...-D39	50	410	453	70,0	41,0			
ED4128-50-10D-D19/W 10	MD-190-EA	W OMT100308-...-D39	50	413	454	70,0	41,3			
ED4200-50-10D-D19/W 10	MD-190-EA	W OMT120408-...-D42	50	420	464	70,0	42,0			
ED4300-50-10D-D16/W 12	MD-160-EA	W OMT120408-...-D42	50	430	474	70,0	43,0	14-16		

Drilling

RAPID DRILL / RAPID DRILL

ED...10D SOLID TOOLHOLDERS



Order No	Center Drill Head Dia	Side Inserts x2	Dimensions(mm)					Spare Parts		
			d	L1	L2	Ls	D	Key	Screw	W rench
ED4400-50-10D-D18/W 12	MD-180-EA	W OMT120408-...-D42	50	440	484	70,0	44,0	17-20	M4X10	T15
ED4445-50-10D-D18/W 12	MD-180-EA	W OMT120408-...-D42	50	445	489	70,0	44,5			
ED4500-50-10D-D18/W 12	MD-180-EA	W OMT120408-...-D42	50	450	494	70,0	45,0			
ED4600-50-10D-D19/W 12	MD-190-EA	W OMT120408-...-D42	50	460	504	70,0	46,0			
ED4700-50-10D-D20/W 12	MD-200-EA	W OMT120408-...-D42	50	470	514	70,0	47,0			
ED4763-50-10D-D21/W 12	MD-210-EA	W OMT120408-...-D42	50	477	521	70,0	47,6			
ED4800-50-10D-D21/W 12	MD-210-EA	W OMT120408-...-D42	50	480	525	70,0	48,0	21 -28		
ED4900-50-10D-D22/W 12	MD-220-EA	W OMT120408-...-D42	50	490	535	70,0	49,0			
ED5000-50-10D-D23/W 12	MD-230-EA	W OMT120408-...-D42	50	500	545	70,0	50,0			
ED5080-50-10D-D24/W 12	MD-240-EA	W OMT120408-...-D42	50	508	553	70,0	50,8			
ED5100-50-10D-D24/W 12	MD-240-EA	W OMT120408-...-D42	50	510	555	70,0	51,0			
ED5200-50-10D-D25/W 12	MD-250-EA	W OMT120408-...-D42	50	520	565	70,0	52,0			
ED5300-50-10D-D26/W 12	MD-260-EA	W OMT120408-...-D42	50	530	575	70,0	53,0			
ED5398-50-10D-D27/W 12	MD-270-EA	W OMT120408-...-D42	50	540	585	70,0	54,0			
ED5400-50-10D-D27/W 12	MD-270-EA	W OMT120408-...-D42	50	541	586	70,0	54,0			
ED5400-50-10D-D27/W 12	MD-270-EA	W OMT120408-...-D42	50	541	586	70,0	54,0			
ED5500-50-10D-D28/W 12	MD-280-EA	W OMT120408-...-D42	50	550	595	70,0	55,0			

RAPID DRILL / RAPID DRILL

MULTI INSERT LINE MODULAR TOOLHOLDER CODE SYSTEM

Insert Coding System



<p>1 ED 3300 D16 W08</p>	<p>2 ED 3300 D16 W08</p>	<p>3 ED 3300 D16 W08</p>
<p>ED: E-DRILL</p>	<p>Drill Dia. 30,0 mm(28-55)</p>	<p>Center Drill Head Dia. 16 mm</p>

<p>4 ED 3300 D16 W08</p>
<p>Side Insert Length 8 mm</p>

Toolholder Coding System



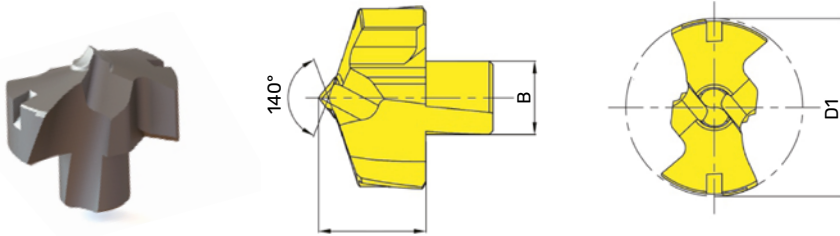
<p>1 ED 31 32 3D</p>	<p>2 ED 31 32 3D</p>	<p>3 ED 31 32 3D</p>
<p>ED: E-DRILL</p>	<p>Holder Dia. mm</p>	<p>Shank Dia 32,0 mm</p>

<p>4 ED 31 32 3D</p>
<p>Holder Length</p>

Drilling

RAPID DRILL / RAPID DRILL

MD...EA CENTER DRILL INSERT

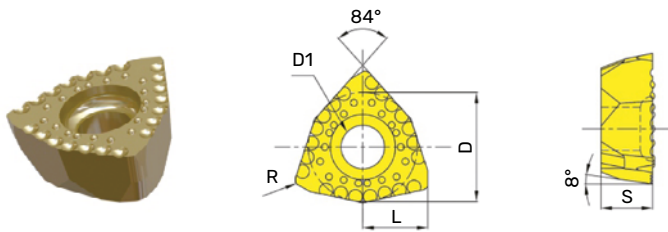


Order Code	Dimensions (mm)		
	D	D1	R
MD-150-EA	15	6	8.7
MD-160-EA	16	8	8.8
MD-170-EA	17	8	9.9
MD-180-EA	18	8	10,5
MD-190-EA	19	8	11,5
MD-200-EA	20	8	11,6
MD-210-EA	21	8	12,1
MD-220-EA	22	10	12,7
MD-230-EA	23	10	13,3
MD-240-EA	24	12	13,9
MD-250-EA	25	12	14,5
MD-260-EA	26	12	14,5
MD-270-EA	27	12	15,5
MD-280-EA	28	12	15,5
MD-290-EA	29	14	15,5
MD-300-EA	30	14	15,5
MD-310-EA	31	14	15,5
MD-320-EA	32	14	16,5
MD-330-EA	33	14	16,5
MD-340-EA	34	14	16,5

Drilling

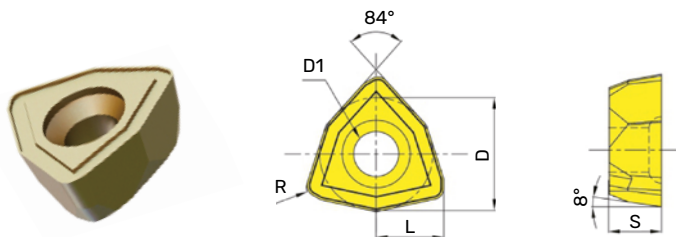
RAPID DRILL / RAPID DRILL

WOMT... W... SIDE INSERTS



Order Code	Dimensions (mm)			
	D	D1	R	S
WOMT080308-W6-D33	8	3,4	0,8	3,75
WOMT100308-W6-D39	10	4,4	0,8	3,75
WOMT120408-W6-D42	12	4,4	0,8	4,75
WOMT150508-W6-D55	15	5,5	0,8	5,25

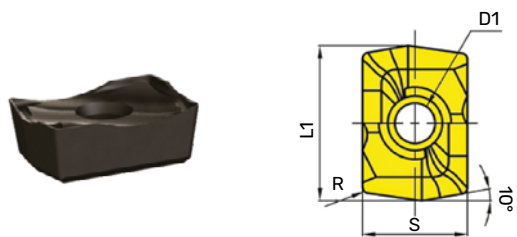
WOMT... V... SIDE INSERTS



Order Code	Dimensions (mm)			
	D	D1	R	S
WOMT080308-V1-D33	8	3,4	0,8	3,75
WOMT100308-V1-D39	10	4,4	0,8	3,75
WOMT120408-V1-D42	12	4,4	0,8	4,75
WOMT150508-V1-DSC	15	5,5	0,8	5,25
WOMT080308-V2-D33	8	3,4	0,8	3,75
WOMT100308-V2-D39	10	4,4	0,8	3,75
WOMT120408-V2-D42	12	4,4	0,8	4,75
WOMT150508-V2-DSC	15	5,5	0,8	5,25

RAPID DRILL / RAPID DRILL

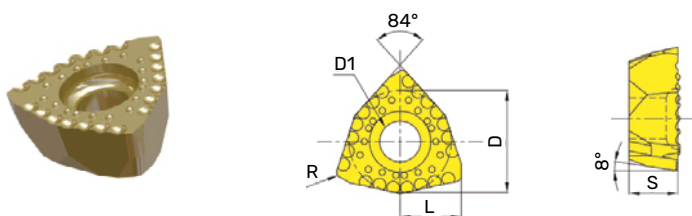
AOMT SIDE INSERTS



Order Code	Dimensions (mm)				
	W	L1	D1	R	S
AOMT040308	7,26	10,76	2,85	0,4	3,79

WOMT... W... SIDE INSERTS

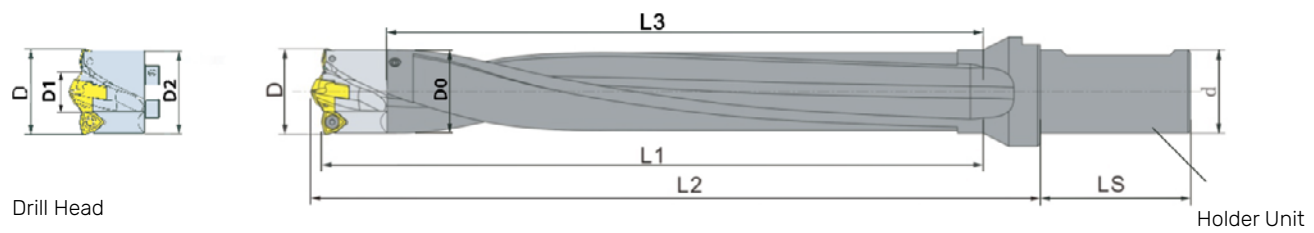
Drilling



Order Code	Dimensions (mm)			
	D	D1	R	S
WOMT080308-W5-D33	8	3,4	0,8	3,75
WOMT100308-W5-D39	10	4,4	0,8	3,75
WOMT120408-W5-D42	12	4,4	0,8	4,75
WOMT150508-W5-D55	15	5,5	0,8	5,25

RAPID DRILL / RAPID DRILL

3D... MODULAR TOOLHOLDERS

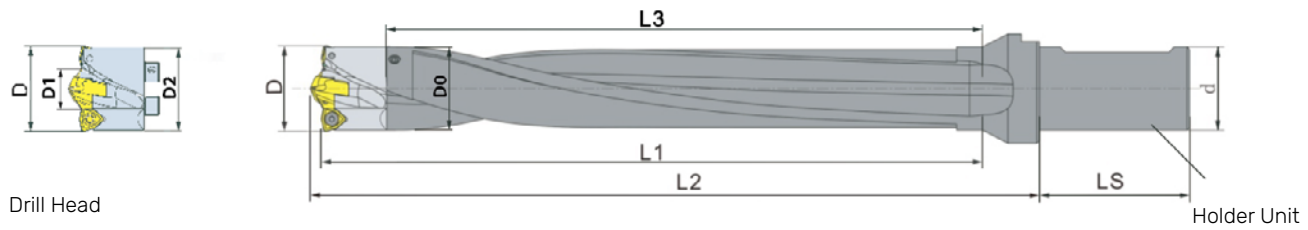


Cutting Unit	Drill Dia D(mm)	Center Drill Insert Dia D1	Side Inserts x1	Holder Unit	Dimensions (mm)							Interface Code	Spare Parts		
					D2	D0	d	L1	L2	L3	LS		Key	Screw	Wrench
E2800-D14/A04	28,00	MD-140-EA	AOMT040308	S27-32-3D	27,5	27	32	95	134	75	60	IF28	14-16	M2,5x8	T9
E2858-D15/A04	28,58	MD-150-EA	AOMT040308		27,5	27	32	95	134	75	60				
E2900-D16/A04	29,00	MD-160-EA	AOMT040308		27,5	27	32	95	134	75	60				
E2936-D16/A04	29,36	MD-160-EA	AOMT040308		27,5	27	32	95	134	75	60				
E3000-D16/A04	30,00	MD-160-EA	AOMT040308	S29-32-3D	29,5	29	32	100	138	80	60	IF28	17-20		
E3018-D17/A04	30,18	MD-170-EA	AOMT040308		29,5	29	32	100	138	80	60				
E3096-D17/A04	30,96	MD-170-EA	AOMT040308		29,5	29	32	100	138	80	60				
E3100-D17/A04	31,00	MD-170-EA	AOMT040308		29,5	29	32	100	138	80	60				
E3175-D15/W08	31,75	MD-150-EA	WOMT080308-...-D33	S31-32-3D	31,3	30,8	32	112	148	90	60	IF32	14-16	M3X10	T10
E3200-D15/W08	32,00	MD-150-EA	WOMT080308-...-D33		31,3	30,8	32	112	148	90	60				
E3300-D15/W08	33,00	MD-160-EA	WOMT080308-...-D33		31,3	30,8	32	112	148	90	60				
E3320-D15/W08	33,20	MD-160-EA	WOMT080308-...-D33		31,3	30,8	32	112	148	90	60				
E3335-D15/W08	33,35	MD-160-EA	WOMT080308-...-D33		31,3	30,8	32	112	148	90	60				
E3400-D16/W08	34,00	MD-160-EA	WOMT080308-...-D33		31,3	30,8	32	112	148	90	60				
E3493-D18/W08	34,93	MD-180-EA	WOMT080308-...-D33	S34-32-3D	34,5	34	32	122	160	100	60	IF32	17-20		
E3500-D18/W08	35,00	MD-180-EA	WOMT080308-...-D33		34,5	34	32	122	160	100	60				
E3600-D18/W08	36,00	MD-180-EA	WOMT080308-...-D33		34,5	34	32	122	160	100	60				
E3653-D19/W08	36,53	MD-190-EA	WOMT080308-...-D33		34,5	34	32	122	160	100	60				
E3700-D16/W10	37,00	MD-160-EA	WOMT080308-...-D33		34,5	34	32	122	160	100	60				
E3750-D16/W10	37,50	MD-160-EA	WOMT080308-...-D33		34,5	34	32	122	160	100	60				
E3800-D16/W10	38,00	MD-160-EA	WOMT080308-...-D33	S37-32-3D	37,5	37	32	125	165	100	60	IF38	14-16		
E3810-D16/W10	38,10	MD-160-EA	WOMT080308-...-D33		37,5	37	32	125	165	100	60				
E3900-D18/W10	39,00	MD-180-EA	WOMT080308-...-D33		37,5	37	32	125	165	100	60				
E3920-D18/W10	39,20	MD-180-EA	WOMT080308-...-D33		37,5	37	32	125	165	100	60				
E3970-D18/W10	39,70	MD-180-EA	WOMT080308-...-D33		37,5	37	32	125	165	100	60				
E4000-D18/W10	40,00	MD-180-EA	WOMT080308-...-D33		S39-50-3D	39,5	39	50	135	180	110				
E4100-D19/W10	41,00	MD-190-EA	WOMT080308-...-D33	39,5		39	50	135	180	110	70				
E4128-D19/W10	41,28	MD-190-EA	WOMT080308-...-D33	39,5		39	50	135	180	110	70				

Drilling

RAPID DRILL / RAPID DRILL

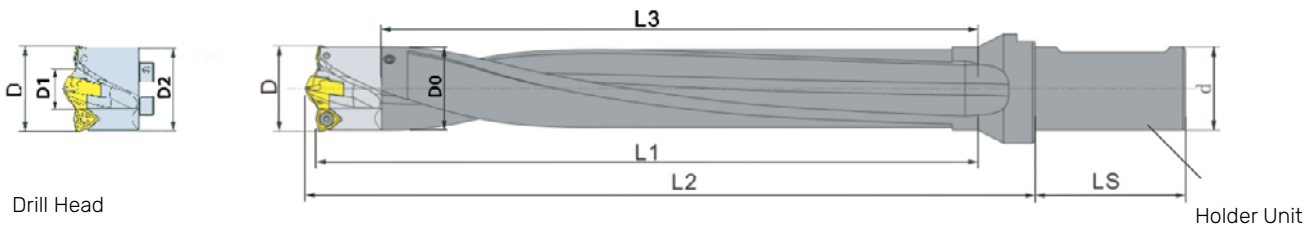
3D... MODULAR TOOLHOLDERS



Cutting Unit	Drill Dia D(mm)	Center Drill Insert Dia D1	Side Inserts x1	Holder Unit	Dimensions (mm)							Interface Code	Spare Parts		
					D2	D0	d	L1	L2	L3	LS		Key	Screw	Wrench
E4200-D19/W10	42,00	MD-190-EA	WOMT120408-...-D42	S41-50-3D	41,5	41	50	140	185	115	70	IF42	14-16	M4X12	T15
E4300-D16/W12	43,00	MD-160-EA	WOMT120408-...-D42		41,5	41	50	140	185	115	70				
E4400-D18/W12	44,00	MD-180-EA	WOMT120408-...-D42		41,5	41	50	140	185	115	70				
E4445-D18/W12	44,45	MD-180-EA	WOMT120408-...-D42		41,5	41	50	140	185	115	70				
E4500-D18/W12	45,00	MD-180-EA	WOMT120408-...-D42	S44-50-3D	44,5	44	50	150	195	124	70	IF42	17-20	M4X12	T15
E4600-D19/W12	46,00	MD-190-EA	WOMT120408-...-D42		44,5	44	50	150	195	124	70				
E4700-D20/W12	47,00	MD-200-EA	WOMT120408-...-D42		44,5	44	50	150	195	124	70				
E4763-D21/W12	47,63	MD-210-EA	WOMT120408-...-D42		44,5	44	50	150	195	124	70				
E4800-D21/W12	48,00	MD-210-EA	WOMT120408-...-D42	S47-50-3D	47	47	50	160	200	135	70	IF48	21-28	M4X12	T15
E4900-D22/W12	49,00	MD-220-EA	WOMT120408-...-D42		47	47	50	160	200	135	70				
E5000-D23/W12	50,00	MD-230-EA	WOMT120408-...-D42	S50-50-3D	47	47	50	160	200	135	70				
E5080-D24/W12	50,80	MD-240-EA	WOMT120408-...-D42		49,8	49,8	50	170	210	135	70				
E5100-D24/W12	51,00	MD-240-EA	WOMT120408-...-D42		49,8	49,8	50	170	210	135	70				
E5200-D25/W12	52,00	MD-250-EA	WOMT120408-...-D42		49,8	49,8	50	170	210	135	70				
E5300-D26/W12	53,00	MD-260-EA	WOMT120408-...-D42	S53-50-3D	49,8	49,8	50	170	210	135	70	IF48	21-28	M4X12	T15
E5398-D27/W12	53,98	MD-270-EA	WOMT120408-...-D42		53,4	53	50	175	215	140	70				
E5400-D27/W12	54,00	MD-270-EA	WOMT120408-...-D42		53,4	53	50	175	215	140	70				
E5550-D28/W12	55,00	MD-280-EA	WOMT120408-...-D42		53,4	53	50	175	215	140	70				

RAPID DRILL / RAPID DRILL

5D... MODULAR TOOLHOLDERS

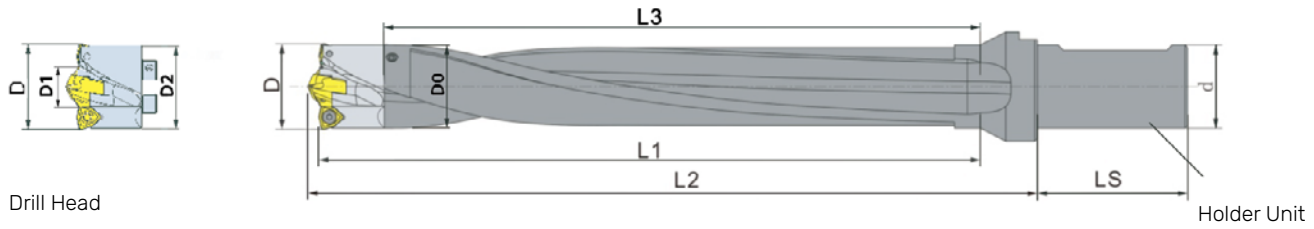


Cutting Unit	Drill Dia D(mm)	Center Drill Insert Dia D1	Side Inserts x1	Holder Unit	Dimensions (mm)							Interface Code	Spare Parts		
					D2	D0	d	L1	L2	L3	LS		Key	Screw	Wrench
E2800-D14/A04	28	MD-140-EA	AOMT040308	S27-32-5D	27.5	27	32	155	194	135	60	IF28	14-16	M2.5X8	T9
E2858-D15/A04	28,58	MD-150-EA	AOMT040308		27.5	27	32	155	194	135	60				
E2900-D16/A04	29	MD-160-EA	AOMT040308		27.5	27	32	155	194	135	60				
E2936-D16/A04	29,36	MD-160-EA	AOMT040308		27.5	27	32	155	194	135	60				
E3000-D16/A04	30	MD-160-EA	AOMT040308	S29-32-5D	29.5	29	32	160	199	140	60	IF28	17-20	M2.5X8	T9
E3018-D17/A04	30,18	MD-170-EA	AOMT040308		29.6	29	32	160	199	140	60				
E3096-D17/A04	30,96	MD-170-EA	AOMT040308		29.7	29	32	160	199	140	60				
E3100-D17/A04	31	MD-170-EA	AOMT040308		29.8	29	32	160	199	140	60				
E3175-D15/W08	31,75	MD-150-EA	WOMT080308-...-D33	S31-32-5D	31,3	30,8	32	177	212	155	60	IF32	14-16	M3X10	T10
E3200-D13/W08	32	MD-150-EA	WOMT080308-...-D33		31,3	30,8	32	177	212	155	60				
E3300-D16/W08	33	MD-160-EA	WOMT080308-...-D33		31,3	30,8	32	177	212	155	60				
E3320-D16/W08	33,2	MD-160-EA	WOMT080308-...-D33		31,3	30,8	32	177	212	155	60				
E3333-D16/W08	33,33	MD-160-EA	WOMT080308-...-D33		31,3	30,8	32	177	212	155	60				
E3400-D16/W08	34	MD-160-EA	WOMT080308-...-D33		31,3	30,8	32	177	212	155	60				
E3493-D18/W08	34,93	MD-180-EA	WOMT080308-...-D33	S34-32-5D	31,3	30,8	32	177	212	155	60	IF32	17-20	M3X10	T10
E3500-D18/W08	35	MD-180-EA	WOMT080308-...-D33		34,5	34	32	192	230	170	60				
E3600-D18/W08	36,00	MD-180-EA	WOMT080308-...-D33		34,5	34	32	192	230	170	60				
E3653-D19/W08	36,53	MD-190-EA	WOMT080308-...-D33		34,5	34	32	192	230	170	60				
E3700-D16/W10	37	MD-160-EA	WOMT100308-...-D39		34,5	34	32	192	230	170	60				
E3730-D16/W10	37,5	MD-160-EA	WOMT100308-...-D39		34,5	34	32	192	230	170	60				
E3800-D16/W10	38	MD-160-EA	WOMT100308-...-D39	S37-32-5D	37,5	37	32	215	245	190	60	IF8	14-16	M3X10	T10
E3810-D16/W10	38,1	MD-160-EA	WOMT100308-...-D39		37,5	37	32	215	245	190	60				
E3900-D18/W10	39	MD-180-EA	WOMT100308-...-D39		37,5	37	32	215	245	190	60				
E3920-D18/W10	39,2	MD-180-EA	WOMT100308-...-D39		37,5	37	32	215	245	190	60				
E3970-D18/W10	39,7	MD-180-EA	WOMT100308-...-D39		37,5	37	32	215	245	190	60				
E4000-D18/W10	40	MD-180-EA	WOMT100308-...-D39		39,5	39	50	220	265	195	70				
E4100-D19/W10	41	MD-190-EA	WOMT100308-...-D39	S39-50-5D	39,5	39	50	220	265	195	70	IF8	17-20	M3X10	T10
E4128-D19/W10	41,28	MD-190-EA	WOMT100308-...-D39		39,5	39	50	220	265	195	70				

Drilling

RAPID DRILL / RAPID DRILL

5D... MODULAR TOOLHOLDER

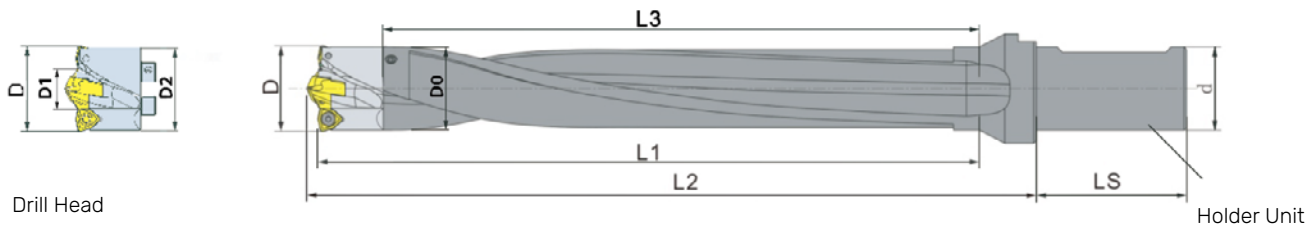


Cutting Unit	Drill Dia D(mm)	Center Drill Insert Dia D1	Side Inserts x1	Holder Unit	Dimensions (mm)							Interface Code	Spare Parts		
					D2	D0	d	L1	L2	L3	LS		Key	Screw	Wrench
E4200-D19/W10	42	MD-190-EA	WOMT120408-...-D42	S41-50-5D	41.5	41	50	230	277	205	70	IF42	14-16	M4X12	T15
E4300-D16/W12	43	MD-160-EA	WOMT120408-...-D42		41.5	41	50	230	277	205	70				
E4400-D18/W12	44	MD-180-EA	WOMT120408-...-D42		41.5	41	50	230	277	205	70				
E4445-D18/W12	44,45	MD-180-EA	WOMT120408-...-D42		41.5	41	50	230	277	205	70				
E4500-D18/W12	45	MD-180-EA	WOMT120408-...-D42	S47-50-5D	44.5	44	50	245	285	219	70	IF42	17-20	M4X12	T15
E4600-D19/W12	46,00	MD-190-EA	WOMT120408-...-D42		44.5	44	50	245	285	219	70				
E4700-D20/W12	47	MD-200-EA	WOMT120408-...-D42		44.5	44	50	245	285	219	70				
E4763-D21/W12	47,63	MD-210-EA	WOMT120408-...-D42		44.5	44	50	245	285	219	70				
E4800-D21/W12	48	MD-210-EA	WOMT120408-...-D42	547-50-5D	47.5	47	50	260	305	225	70	IF48	21-28		
E4900-D22/W12	49	MD-220-EA	WOMT120408-...-D42		47.5	47	50	260	305	225	70				
E5000-D23/W12	50	MD-230-EA	WOMT120408-...-D42		47.5	47	50	260	305	225	70				
E5080-D24/W12	50,8	MD-240-EA	WOMT120408-...-D42		50.3	49,8	50	275	315	240	70				
E5100-D24/W12	51	MD-240-EA	WOMT120408-...-D42	S50-50-5D	50.3	49,8	50	275	315	240	70	IF48	21-28		
E5200-D25/W12	52	MD-250-EA	WOMT120408-...-D42		50.3	49,8	50	275	315	240	70				
E5300-D26/W12	53	MD-260-EA	WOMT120408-...-D42		50.3	49,8	50	275	315	240	70				
E5398-D27/W12	53,98	MD-270-EA	WOMT120408-...-D42	S53-50-5D	53,4	53	50	280	320	245	70	IF48	21-28		
E5400-D27/W12	54	MD-270-EA	WOMT120408-...-D42		53,4	53	50	280	320	245	70				
E5500-D28/W12	55	MD-280-EA	WOMT120408-...-D42		53,4	53	50	280	320	245	70				

Drilling

RAPID DRILL / RAPID DRILL

6D... MODULAR TOOLHOLDER

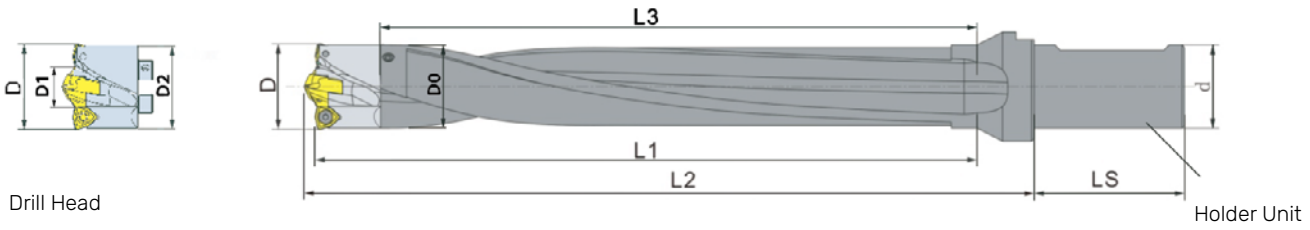


Cutting Unit	Drill Dia D(mm)	Center Drill Insert Dia D1	Side Inserts x1	Holder Unit	Dimensions (mm)							Interface Code	Spare Parts		
					D2	D0	d	L1	L2	L3	LS		Key	Screw	Wrench
E2800-D14/A04	28	MD-140-EA	AOMT040308	S27-32-6D	27.5	27	32	180	220	160	60	IF28	14-16	M2.5X8	T9
E2858-D15/A04	28.58	MD-150-EA	AOMT040308		27.5	27	32	180	220	160	60				
E2900-D16/A04	29	MD-160-EA	AOMT040308		27.5	27	32	180	220	160	60				
E2936-D16/A04	29,36	MD-160-EA	AOMT040308		27.5	27	32	180	220	160	60				
E3000-D16/A04	30	MD-160-EA	AOMT040308	S29-32-6D	29.5	29	32	195	233	175	60	IF28	17-20		
E3018-D17/A04	30,18	MD-170-EA	AOMT040308		29.5	29	32	195	233	175	60				
E3096-D17/A04	30,96	MD-170-EA	AOMT040308		29.5	29	32	195	233	175	60				
E3100-D17/A04	31	MD-170-EA	AOMT040308		29.5	29	32	195	233	175	60				
E3175-D15/W08	31,75	MD-150-EA	WOMT080308-...-D33	S31-32-6D	31,3	30,8	32	211	246	189	60	IF32	14-16	M3X10	T10
E3200-D13/W08	32	MD-150-EA	WOMT080308-...-D33		31,3	30,8	32	211	246	189	60				
E3300-D16/W08	33	MD-160-EA	WOMT080308-...-D33		31,3	30,8	32	211	246	189	60				
E3320-D16/W08	33,2	MD-160-EA	WOMT080308-...-D33		31,3	30,8	32	211	246	189	60				
E3333-D16/W08	33,33	MD-160-EA	WOMT080308-...-D33	S34-32-6D	31,3	30,8	32	211	246	189	60	IF32	17-20		
E3400-D16/W08	34	MD-160-EA	WOMT080308-...-D31		31,3	30,8	32	211	246	189	60				
E3493-D18/W08	34,93	MD-180-EA	WOMT080308-...-D33		31,3	30,8	32	211	246	189	60				
E3500-D18/W08	35	MD-180-EA	WOMT080308-...-D33		34,5	34	32	227	265	205	60				
E3600-D18/W08	36,00	MD-180-EA	WOMT080308-...-D33	S37-32-6D	34,5	34	32	227	265	205	60	IF8	14-16		
E3653-D19/W08	36,53	MD-190-EA	WOMT080308-...-D33		34,5	34	32	227	265	205	60				
E3700-D16/W10	37	MD-160-EA	WOMT100308-...-D39		34,5	34	32	227	265	205	60				
E3730-D16/W10	37,5	MD-160-EA	WOMT100308-...-D39		34,5	34	32	227	265	205	60				
E3800-D16/W10	38	MD-160-EA	WOMT100308-...-D39	S39-50-6D	37,5	37	32	255	290	230	60	IF8	17-20		
E3810-D16/W10	38,1	MD-160-EA	WOMT100308-...-D39		37,5	37	32	255	290	230	60				
E3900-D18/W10	39	MD-180-EA	WOMT100308-...-D39		37,5	37	32	255	290	230	60				
E3920-D18/W10	39,2	MD-180-EA	WOMT100308-...-D39		37,5	37	32	255	290	230	60				
E3970-D18/W10	39,7	MD-180-EA	WOMT100308-...-D39	S39-50-6D	37,5	37	32	255	290	230	60	IF8	17-20		
E4000-D18/W10	40	MD-180-EA	WOMT100308-...-D39		39,5	39	50	257	305	232	70				
E4100-D19/W10	41	MD-190-EA	WOMT100308-...-D39		39,5	39	50	257	305	232	70				
E4128-D19/W10	41,28	MD-190-EA	WOMT100308-...-D39		39,5	39	50	257	305	232	70				

Drilling

RAPID DRILL / RAPID DRILL

6D... MODULAR TOOLHOLDER

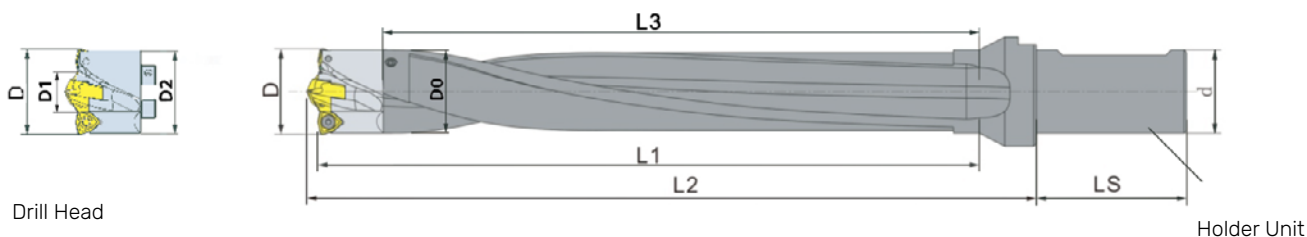


Cutting Unit	Drill Dia D(mm)	Center Drill Insert Dia D1	Side Inserts x1	Holder Unit	Dimensions (mm)							Interface Code	Spare Parts		
					D2	D0	d	L1	L2	L3	LS		Key	Screw	Wrench
E4200-D19/W10	42	MD-190-EA	WOMT120408-...-D42	S41-50-6D	41.5	41	50	275	320	250	70	IF42	14-16	M4X12	T15
E4300-D16/W12	43	MD-160-EA	WOMT120408-...-D42		41.5	41	50	275	320	250	70				
E4400-D18/W12	44	MD-180-EA	WOMT120408-...-D42		41.5	41	50	275	320	250	70				
E4445-D18/W12	44,45	MD-180-EA	WOMT120408-...-D42		41.5	41	50	275	320	250	70				
E4500-D18/W12	45	MD-180-EA	WOMT120408-...-D42	S47-50-6D	44.5	44	50	295	350	269	70	IF42	17-20	M4X12	T15
E4600-D19/W12	46,00	MD-190-EA	WOMT120408-...-D42		44.5	44	50	295	350	269	70				
E4700-D20/W12	47	MD-200-EA	WOMT120408-...-D42		44.5	44	50	295	350	269	70				
E4763-D21/W12	47,63	MD-210-EA	WOMT120408-...-D42		44.5	44	50	295	350	269	70				
E4800-D21/W12	48	MD-210-EA	WOMT120408-...-D42	547-50-6D	47.5	47	50	310	350	275	70	IF48	21-28	M4X12	T15
E4900-D22/W12	49	MD-220-EA	WOMT120408-...-D42		47.5	47	50	310	350	275	70				
E5000-D23/W12	50	MD-230-EA	WOMT120408-...-D42	S50-50-6D	47.5	47	50	310	350	275	70	IF48	21-28	M4X12	T15
E5080-D24/W12	50,8	MD-240-EA	WOMT120408-...-D42		50.3	49.8	50	330	370	295	70				
E5100-D24/W12	51	MD-240-EA	WOMT120408-...-D42		50.3	49.8	50	330	370	295	70				
E5200-D25/W12	52	MD-250-EA	WOMT120408-...-D42		50.3	49.8	50	330	370	295	70				
E5300-D26/W12	53	MD-260-EA	WOMT120408-...-D42	S53-50-6D	50.3	49.8	50	330	370	295	70	IF48	21-28	M4X12	T15
E5398-D27/W12	53,98	MD-270-EA	WOMT120408-...-D42		53.4	53	50	340	380	305	70				
E5400-D27/W12	54	MD-270-EA	WOMT120408-...-D42		53.4	53	50	340	380	305	70				
E5500-D28/W12	55	MD-280-EA	WOMT120408-...-D42	S53-50-6D	53.4	53	50	340	380	305	70	IF48	21-28	M4X12	T15

Drilling

RAPID DRILL / RAPID DRILL

7D... MODULAR TOOLHOLDER

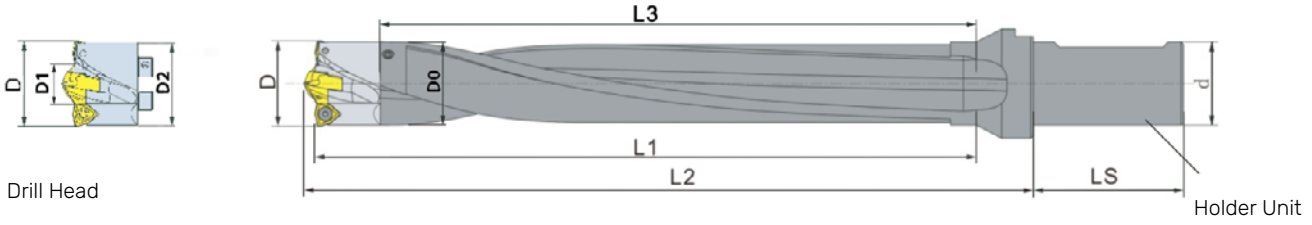


Cutting Unit	Drill Dia D(mm)	Center Drill Insert Dia D1	Side Inserts x1	Holder Unit	Dimensions (mm)							Interface Code	Spare Parts		
					D2	D0	d	L1	L2	L3	LS		Key	Screw	Wrench
E2800-D14/A04	28,00	MD-140-EA	AOMT040308	S27-32-7D	27,5	27	32	215	255	195	60	IF28	14-16	M2,5X8	T9
E2858-D15/A04	28,58	MD-150-EA	AOMT040308		27,5	27	32	215	255	195	60				
E2900-D16/A04	29,00	MD-160-EA	AOMT040308		27,5	27	32	215	255	195	60				
E2936-D16/A04	29,36	MD-160-EA	AOMT040308		27,5	27	32	215	255	195	60				
E3000-D16/A04	30,00	MD-160-EA	AOMT040308	S29-32-7D	29,5	29	32	220	258	200	60	IF28	17-20		
E3018-D17/A04	30,18	MD-170-EA	AOMT040308		29,5	29	32	220	258	200	60				
E3096-D17/A04	30,96	MD-170-EA	AOMT040308		29,5	29	32	220	258	200	60				
E3100-D17/A04	31,00	MD-170-EA	AOMT040308		29,5	29	32	220	258	200	60				
E3175-D15/W08	31,75	MD-150-EA	WOMT080308-...-D33	S31-32-7D	31,3	30,8	32	251	286	229	60	IF32	14-16	M3X10	T10
E3200-D13/W08	32,00	MD-150-EA	WOMT080308-...-D33		31,3	30,8	32	251	286	229	60				
E3300-D16/W08	33,00	MD-160-EA	WOMT080308-...-D33		31,3	30,8	32	251	286	229	60				
E3320-D16/W08	33,20	MD-160-EA	WOMT080308-...-D73		31,3	30,8	32	251	286	229	60				
E3333-D16/W08	33,33	MD-160-EA	WOMT080308-...-D33		31,3	30,8	32	251	286	229	60				
E3400-D16/W08	34,00	MD-160-EA	WOMT080308-...-D31		31,3	30,8	32	251	286	229	60				
E3493-D18/W08	34,93	MD-180-EA	WOMT080308-...-D33	S34-32-7D	31,3	30,8	32	251	286	229	60	IF32	17-20		
E3500-D18/W08	35,00	MD-180-EA	WOMT080308-...-D33		34,5	34	32	272	308	250	60				
E3600-D18/W08	36,00	MD-180-EA	WOMT080308-...-D33		34,5	34	32	272	308	250	60				
E3653-D19/W08	36,53	MD-190-EA	WOMT080308-...-D33		34,5	34	32	272	308	250	60				
E3700-D16/W10	37,00	MD-160-EA	WOMT100308-...-D39		34,5	34	32	272	308	250	60				
E3730-D16/W10	37,50	MD-160-EA	WOMT100308-...-D39		34,5	34	32	272	308	250	60				
E3800-D16/W10	38,00	MD-160-EA	WOMT100308-...-D39	S37-32-7D	37,5	37	32	295	329	270	60	IF8	14-16		
E3810-D16/W10	38,10	MD-160-EA	WOMT100308-...-D79		37,5	37	32	295	329	270	60				
E3900-D18/W10	39,00	MD-180-EA	WOMT100308-...-D39		37,5	37	32	295	329	270	60				
E3920-D18/W10	39,20	MD-180-EA	WOMT100308-...-D39		37,5	37	32	295	329	270	60				
E3970-D18/W10	39,70	MD-180-EA	WOMT100308-...-D39		37,5	37	32	295	329	270	60				
E4000-D18/W10	40,00	MD-180-EA	WOMT100308-...-D39		39,5	39	50	300	343	275	70				
E4100-D19/W10	41,00	MD-190-EA	WOMT100308-...-D39	S39-50-7D	39,5	39	50	300	343	275	70	IF8	17-20		
E4128-D19/W10	41,28	MD-190-EA	WOMT100308-...-D39		39,5	39	50	300	343	275	70				

Drilling

RAPID DRILL / RAPID DRILL

7D... MODULAR TOOLHOLDERS

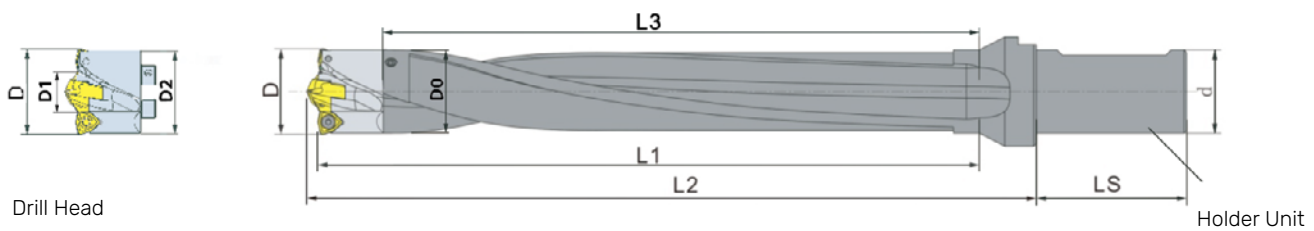


Cutting Unit	Drill Dia D(mm)	Center Drill Insert Dia D1	Side Inserts x1	Holder Unit	Dimensions (mm)							Interface Code	Spare Parts		
					D2	D0	d	L1	L2	L3	L5		Key	Screw	Wrench
E4200-D19/W10	42.00	MD-190-EA	WOMT120408-...-D42	S41-50-7D	41.5	41	50	320	360	295	70	IF42	14-16	M4X12	T15
E4300-D16/W12	43.00	MD-160-EA	WOMT120408-...-D42		41.5	41	50	320	360	295	70				
E4400-D18/W12	44.00	MD-180-EA	WOMT120408-...-D42		41.5	41	50	320	360	295	70				
E4445-D18/W12	44.45	MD-180-EA	WOMT120408-...-D42		41.5	41	50	320	360	295	70				
E4500-D18/W12	45.00	MD-180-EA	WOMT120408-...-D42	S47-50-7D	44.5	44	50	346	390	320	70	IF42	17-20	M4X12	T15
E4600-D19/W12	46.00	MD-190-EA	WOMT120408-...-D42		44.5	44	50	346	390	320	70				
E4700-D20/W12	47.00	MD-200-EA	WOMT120408-...-D42		44.5	44	50	346	390	320	70				
E4763-D21/W12	47.63	MD-210-EA	WOMT120408-...-D42		44.5	44	50	346	390	320	70				
E4800-D21/W12	48.00	MD-210-EA	WOMT120408-...-D42	547-50-7D	47.5	47	50	360	400	325	70	IF48	21-28		
E4900-D22/W12	49.00	MD-220-EA	WOMT120408-...-D42		47.5	47	50	360	400	325	70				
E5000-D23/W12	50.00	MD-230-EA	WOMT120408-...-D42	S50-50-7D	47.5	47	50	360	400	325	70	IF48	21-28		
E5080-D24/W12	50.80	MD-240-EA	WOMT120408-...-D42		50.3	49.8	50	375	415	340	70				
E5100-D24/W12	51.00	MD-240-EA	WOMT120408-...-D42		50.3	49.8	50	375	415	340	70				
E5200-D25/W12	52.00	MD-250-EA	WOMT120408-...-D42		50.3	49.8	50	375	415	340	70				
E5300-D26/W12	53.00	MD-260-EA	WOMT120408-...-D42	S53-50-7D	50.3	49.8	50	375	415	340	70	IF48	21-28		
E5398-D27/W12	53.98	MD-270-EA	WOMT120408-...-D42		53.4	53	50	385	425	350	70				
E5400-D27/W12	54.00	MD-270-EA	WOMT120408-...-D42		53.4	53	50	385	425	350	70				
E5500-D28/W12	55.00	MD-280-EA	WOMT120408-...-D42		53.4	53	50	385	425	350	70				

Drilling

RAPID DRILL / RAPID DRILL

8D... MODULAR TOOLHOLDERS

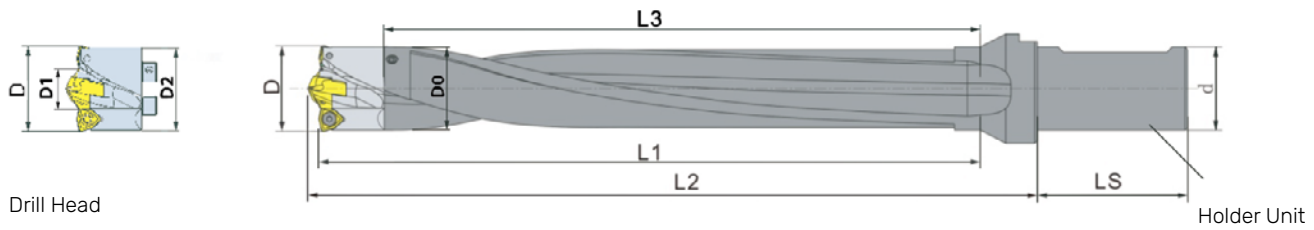


Cutting Unit	Drill Dia D(mm)	Center Drill Head Dia D0	Side Inserts x1	Holder Unit	Dimensions (mm)							Interface Code	Spare Parts							
					D2	D0	d	L1	L2	L3	LS		Key	Screw	Wrench					
E2800-D14/A04	28	MD-140-EA	AOMT040308	S27-32-8D	27,5	27	32	245	285	225	60	IF28	14-16	M2.5X8	T9					
E2858-D15/A04	28,58	MD-150-EA	AOMT040308		27,5	27	32	245	285	225	60									
E2900-D16/A04	29	MD-160-EA	AOMT040308		27,5	27	32	245	285	225	60									
E2936-D16/A04	29,36	MD-160-EA	AOMT040308		27,5	27	32	245	285	225	60									
E3000-D16/A04	30	MD-160-EA	AOMT040308		S29-32-8D	29,5	29	32	250	288	230					60	IF28	17-20		
E3018-D17/A04	30,18	MD-170-EA	AOMT040308			29,5	29	32	250	288	230					60				
E3096-D17/A04	30,96	MD-170-EA	AOMT040308	29,5		29	32	250	288	230	60									
E3100-D17/A04	31	MD-170-EA	AOMT040308	29,5		29	32	250	288	230	60									
E3175-D15/W08	31,75	MD-150-EA	WOMT080308-...-D33	S31-32-8D	31,3	30,8	32	279	314	257	60	IF32	14-16	M3X10	T10					
E3200-D13/W08	32	MD-150-EA	WOMT080308-...-D33		31,3	30,8	32	279	314	257	60									
E3300-D16/W08	33	MD-160-EA	WOMT080308-...-D33		31,3	30,8	32	279	314	257	60									
E3320-D16/W08	33,2	MD-160-EA	WOMT080308-...-D73		31,3	30,8	32	279	314	257	60									
E3333-D16/W08	33,33	MD-160-EA	WOMT080308-...-D33		31,3	30,8	32	279	314	257	60									
E3400-D16/W08	34	MD-160-EA	WOMT080308-...-D31		31,3	30,8	32	279	314	257	60									
E3493-D18/W08	34,93	MD-180-EA	WOMT080308-...-D33	S34-32-8D	31,3	30,8	32	279	314	257	60	IF32	17-20							
E3500-D18/W08	35	MD-180-EA	WOMT080308-...-D33		34,5	34	32	312	348	290	60									
E3600-D18/W08	36,00	MD-180-EA	WOMT080308-...-D33		34,5	34	32	312	348	290	60									
E3653-D19/W08	36,53	MD-190-EA	WOMT080308-...-D33		34,5	34	32	312	348	290	60									
E3700-D16/W10	37	MD-160-EA	WOMT100308-...-D39		34,5	34	32	312	348	290	60									
E3750-D16/W10	37,5	MD-160-EA	WOMT100308-...-D39		34,5	34	32	312	348	290	60									
E3800-D16/W10	38	MD-160-EA	WOMT100308-...-D39	S37-32-8D	37,5	37	32	335	366	310	60	IF8	14-16							
E3810-D16/W10	38,1	MD-160-EA	WOMT100308-...-D79		37,5	37	32	335	366	310	60									
E3900-D18/W10	39	MD-180-EA	WOMT100308-...-D39		37,5	37	32	335	366	310	60									
E3920-D18/W10	39,2	MD-180-EA	WOMT100308-...-D39		37,5	37	32	335	366	310	60									
E3970-D18/W10	39,7	MD-180-EA	WOMT100308-...-D39		37,5	37	32	335	366	310	60									
E4000-D18/W10	40	MD-180-EA	WOMT100308-...-D39		S39-50-8D	39,5	39	50	345	395	320					70	IF8	17-20		
E4100-D19/W10	41	MD-190-EA	WOMT100308-...-D39	39,5		39	50	345	395	320	70									
E4128-D19/W10	41,28	MD-190-EA	WOMT100308-...-D39	39,5		39	50	345	395	320	70									
				39,5		39	50	345	395	320	70									

Drilling

RAPID DRILL / RAPID DRILL

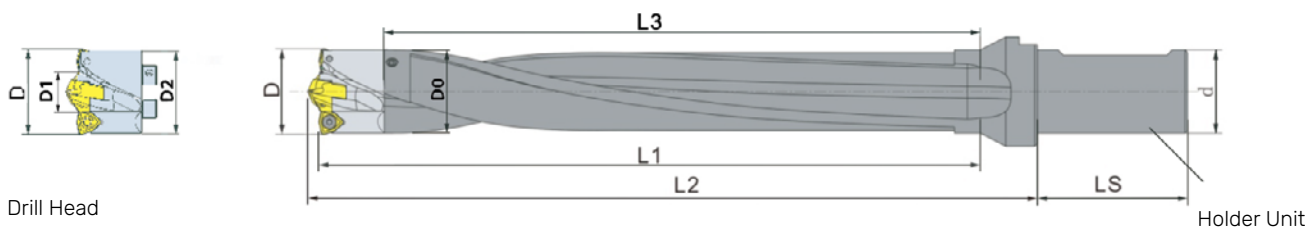
8D... MODULAR TOOLHOLDERS



Cutting Unit	Drill Dia D(mm)	Center Drill Head Dia D0	Side Inserts x1	Holder Unit	Dimensions (mm)							Interface Code	Spare Parts		
					D2	D0	d	L1	L2	L3	LS		Key	Screw	Wrench
E4200-D19/W10	42	MD-190-EA	WOMT120408-...-D42	S41-50-8D	41,5	41	50	365	405	340	70	IF42	14-16	M4X12	T15
E4300-D16/W12	43	MD-160-EA	WOMT120408-...-D42		41,5	41	50	365	405	340	70				
E4400-D18/W12	44	MD-180-EA	WOMT120408-...-D42		41,5	41	50	365	405	340	70				
E4445-D18/W12	44,45	MD-180-EA	WOMT120408-...-D42		41,5	41	50	365	405	340	70				
E4500-D18/W12	45	MD-180-EA	WOMT120408-...-D42	S47-50-8D	44,5	44	50	390	435	364	70	IF42	17-20	M4X12	T15
E4600-D19/W12	46,00	MD-190-EA	WOMT120408-...-D42		44,5	44	50	390	435	364	70				
E4700-D20/W12	47	MD-200-EA	WOMT120408-...-D42		44,5	44	50	390	435	364	70				
E4763-D21/W12	47,63	MD-210-EA	WOMT120408-...-D42		44,5	44	50	390	435	364	70				
E4800-D21/W12	48	MD-210-EA	WOMT120408-...-D42	547-50-8D	47,5	47	50	410	450	375	70	IF42	17-20	M4X12	T15
E4900-D22/W12	49	MD-220-EA	WOMT120408-...-D42		47,5	47	50	410	450	375	70				
E5000-D23/W12	50	MD-230-EA	WOMT120408-...-D42	S50-50-8D	47,5	47	50	410	450	375	70	IF48	21-28	M4X12	T15
E5080-D24/W12	50,8	MD-240-EA	WOMT120408-...-D42		50,3	49,8	50	425	465	390	70				
E5100-D24/W12	51	MD-240-EA	WOMT120408-...-D42		50,3	49,8	50	425	465	390	70				
E5200-D25/W12	52	MD-250-EA	WOMT120408-...-D42		50,3	49,8	50	425	465	390	70				
E5300-D26/W12	53	MD-260-EA	WOMT120408-...-D42		50,3	49,8	50	425	465	390	70				
E5398-D27/W12	53,98	MD-270-EA	WOMT120408-...-D42		50,3	49,8	50	425	465	390	70				
E5400-D27/W12	54	MD-270-EA	WOMT120408-...-D42	S53-50-8D	53,4	53	50	440	480	405	70	IF48	21-28	M4X12	T15
E5500-D28/W12	55	MD-280-EA	WOMT120408-...-D42		53,4	53	50	440	480	405	70				

RAPID DRILL / RAPID DRILL

10D... MODULAR TOOLHOLDERS



Drill Head

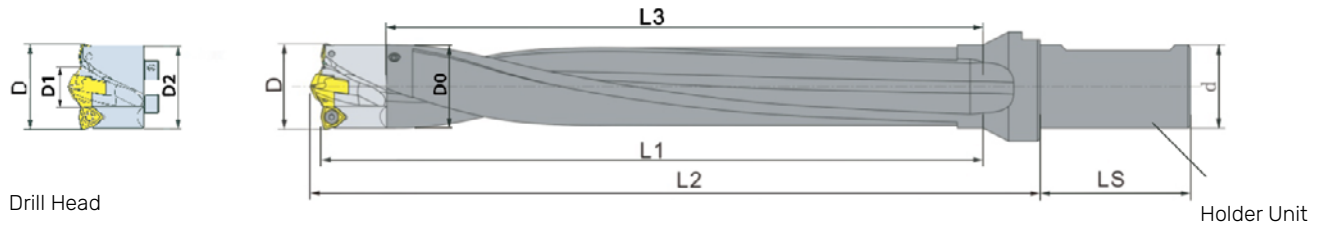
Holder Unit

Cutting Unit	Drill Dia D(mm)	Center Drill Head Dia D0	Side Inserts x1	Holder Unit	Dimensions (mm)							Interface Code	Spare Parts							
					D2	D0	d	L1	L2	L3	LS		Key	Screw	Wrench					
E2800-D14/A04	28,00	MD-140-EA	AOMT040308	S27-32-10D	27,5	27	32	300	340	280	60	IF28	14-16	M2,5X8	T9					
E2858-D15/A04	28,58	MD-150-EA	AOMT040308		27,5	27	32	300	340	280	60									
E2900-D16/A04	29,00	MD-160-EA	AOMT040308		27,5	27	32	300	340	280	60									
E2936-D16/A04	29,36	MD-160-EA	AOMT040308		27,5	27	32	300	340	280	60									
E3000-D16/A04	30,00	MD-160-EA	AOMT040308		29,5	29	32	310	348	290	60									
E3018-D17/A04	30,18	MD-170-EA	AOMT040308	S29-32-10D	29,5	29	32	310	348	290	60	IF28	17-20							
E3096-D17/A04	30,96	MD-170-EA	AOMT040308		29,5	29	32	310	348	290	60									
E3100-D17/A04	31,00	MD-170-EA	AOMT040308		29,5	29	32	310	348	290	60									
E3175-D15/W08	31,75	MD-150-EA	WOMT080308- ...-D33	S31-32-10D	31,3	31	32	349	384	327	60	IF32	14-16	M3X10	T10					
E3200-D13/W08	32,00	MD-150-EA	WOMT080308- ...-D33		31,3	31	32	349	384	327	60									
E3300-D16/W08	33,00	MD-160-EA	WOMT080308- ...-D33		31,3	31	32	349	384	327	60									
E3320-D16/W08	33,20	MD-160-EA	WOMT080308- ...-D33		31,3	31	32	349	384	327	60									
E3333-D16/W08	33,33	MD-160-EA	WOMT080308- ...-D33		31,3	31	32	349	384	327	60									
E3400-D16/W08	34,00	MD-160-EA	WOMT080308- ...-D31		31,3	31	32	349	384	327	60									
E3493-D18/W08	34,93	MD-180-EA	WOMT080308- ...-D33		31,3	31	32	349	384	327	60									
E3500-D18/W08	35,00	MD-180-EA	WOMT080308- ...-D33	S34-32-10D	34,5	34	32	382	418	360	60	IF32	17-20							
E3600-D18/W08	36,00	MD-180-EA	WOMT080308- ...-D33		34,5	34	32	382	418	360	60									
E3653-D19/W08	36,53	MD-190-EA	WOMT080308- ...-D33		34,5	34	32	382	418	360	60									
E3700-D16/WI 0	37,00	MD-160-EA	WOMTI 00308- ...-D39		34,5	34	32	382	418	360	60									
E3730-D16/WI 0	37,50	MD-160-EA	WOMTI 00308- ...-D39		34,5	34	32	382	418	360	60									
E3800-D16/WI 0	38,00	MD-160-EA	WOMTI 00308- ...-D39	S37-32-10D	37,5	37	32	412	443	387	60	IF'8	14-16							
E3810-D16/WID	38,10	MD-160-EA	WOMTI 00308- ...-D39		37,5	37	32	412	443	387	60									
E3900-D18/WI 0	39,00	MD-180-EA	WOMTI 00308- ...-D39		37,5	37	32	412	443	387	60									
E3920-D18/WI 0	39,20	MD-180-EA	WOMTI 00308- ...-D39		37,5	37	32	412	443	387	60									
E3970-D18/WI 0	39,70	MD-180-EA	WOMTI 00308- ...-D39		37,5	37	32	412	443	387	60									
E4000-D18/WI 0	40,00	MD-180-EA	WOMTI 003D8- ...-D39		S39-32-10D	39,5	39	50	425	480	400					7D	IF'8	17-2D 14-16 17-2D	M4X12	T15
E4100-D19/WI 0	41,00	MD-190-EA	WOMTI 00308- ...-D39			39,5	39	50	425	480	400					70				
E4128-D19/WI 0	41,28	MD-190-EA	WOMTI 003D8- ...-D39	39,5		39	50	425	480	400	70									

Drilling

RAPID DRILL / RAPID DRILL

10D... MODULAR TOOLHOLDERS

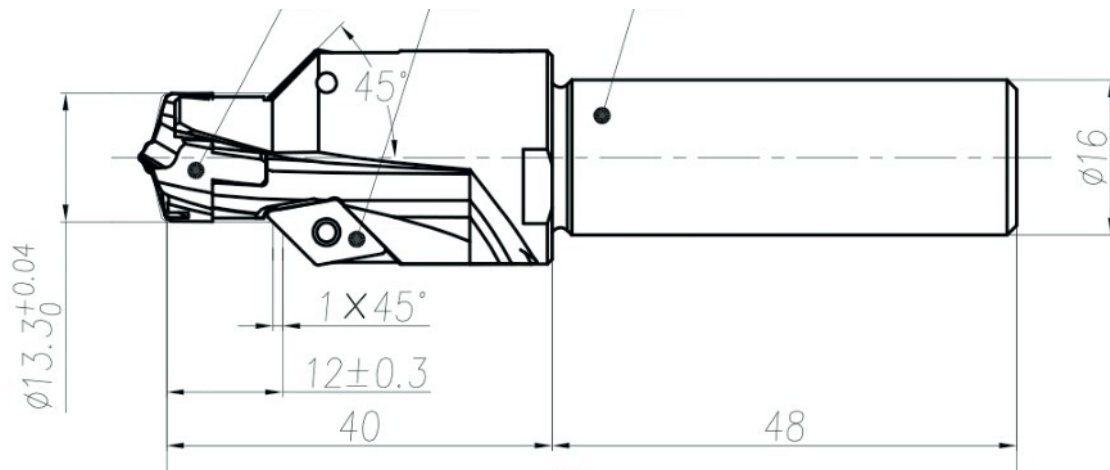


Cutting Unit	Drill Dia D(mm)	Center Drill Head Dia D0	Side Inserts x1	Holder Unit	Dimensions (mm)							Interface Code	Spare Parts						
					D2	D0	d	L1	L2	L3	LS		Key	Screw	Wrench				
E4200-D19/WI 0	42,00	MD-190-EA	WOMTI 20408-...-D42	S41-32-10D	41.5	41	50	455	500	430	7D	IF42	17-2D 14-16 17-2D						
E4300-D16/WI 2	43,00	MD-160-EA	WOMTI 20408-...-D42		41.5	41	50	455	500	430	7D								
E4400-D18/WI 2	44,00	MD-180-EA	WOMTI 20408-...-D42		41.5	41	50	455	500	430	7D								
E4445-D18/WI 2	44,45	MD-180-EA	WOMTI 20408-...-D42		41.5	41	50	455	500	430	7D								
E4S00-D18/WI 2	45,00	MD-180-EA	WOMTI 20408-...-D42	S47-32-10D	44.5	44	50	485	530	459	7D					IF48	21-28	M4X12	T15
E4600-D19/WI 2	46,00	MD-190-EA	WOMTI 20408-...-D42		44.6	44	50	485	530	459	7D								
E4700-D20/WI 2	47,00	MD-200-EA	WOMTI 20408-...-D42		44.7	44	50	485	530	459	7D								
E4763-D21/WI 2	47,63	MD-210-EA	WOMTI 20408-...-D42		44.8	44	50	485	530	459	7D								
E4800-D21/WI2	48,00	MD-210-EA	WOMTI 20408-...-D42	S50-50-10D	47.5	47	50	510	550	475	7D	IF48	21-28	M4X12	T15				
E4900-D22/WI 2	49,00	MD-220-EA	WOMTI 20408-...-D42		47.6	47	50	510	550	475	7D								
E5000-D23/WI 2	50,00	MD-230-EA	WOMTI 20408-...-D42		47.7	47	50	510	550	475	7D								
E5080-D24/WI 2	50,80	MD-240-EA	WOMTI 20408-...-D42		50.3	49.8	50	530	570	495	7D								
E5100-D24/WI 2	51,00	MD-240-EA	WOMTI 20408-...-D42	S53-50-111D	50.4	49.8	50	530	570	495	7D					IF48	21-28	M4X12	T15
E5200-D25/WI 2	52,00	MD-250-EA	WOMTI 20408-...-D42		50.5	49.8	50	530	570	495	7D								
E5300-D26/WI 2	53,00	MD-260-EA	WOMTI 20408-...-D42		50.6	49.8	50	530	570	495	7D								
E5398-D27/WI 2	53,98	MD-270-EA	WOMTI 20408-...-D42	53.4	53	50	550	590	515	7D									
E5400-D27/WI 2	54,00	MD-270-EA	WOMTI 20408-...-D42	S53-50-111D	53.4	53	50	550	590	515	7D	IF48	21-28	M4X12	T15				
E5500-D28/WI 2	55,00	MD-280-EA	WOMTI 20408-...-D42		53.4	53	50	550	590	515	7D								

Drilling

RAPID DRILL / RAPID DRILL

SPECIAL MULTI-INSERT STEP DRILL TOOLHOLDERS



*Euroloy can design and produce special multi-insert drilling tools according to customer's requests.

RAPID DRILL / RAPID DRILL

MULTI INSERT TECHNICAL INFORMATION

Materials	Heat Treatment	VC m/min		Metric System				
				(F mm/r)				
		min	max	28,00-31,74mm	31,75-35,99mm	36,00-44,99mm	45,00-55,00mm	
P	2	S	90	230	0,160-0,280	0,160-0,280	0,200-0,360	0,200-0,400
		U	70	170	0,160-0,280	0,160-0,280	0,200-0,360	0,200-0,400
		I	50	110	0,160-0,280	0,160-0,280	0,200-0,320	0,200-0,400
	3	S	90	230	0,160-0,280	0,160-0,280	0,200-0,320	0,200-0,400
		U	70	170	0,160-0,280	0,160-0,280	0,200-0,320	0,200-0,400
		I	50	106	0,160-0,280	0,160-0,280	0,200-0,320	0,200-0,400
	4	S	90	220	0,160-0,280	0,160-0,280	0,200-0,320	0,200-0,400
		U	70	160	0,160-0,280	0,160-0,280	0,200-0,320	0,200-0,400
		I	50	110	0,160-0,280	0,160-0,280	0,200-0,320	0,200-0,400
	5	S	90	210	0,160-0,280	0,160-0,280	0,200-0,320	0,200-0,400
		U	70	150	0,160-0,280	0,160-0,280	0,200-0,320	0,200-0,400
		I	50	100	0,160-0,280	0,160-0,280	0,200-0,320	0,200-0,400
6	S	90	180	0,160-0,280	0,160-0,280	0,200-0,320	0,200-0,400	
	U	75	120	0,160-0,280	0,160-0,280	0,200-0,320	0,200-0,400	
	I	60	100	0,160-0,280	0,160-0,280	0,200-0,320	0,200-0,400	
M	1	S	110	135	0,130-0,250	0,130-0,250	0,160-0,280	0,160-0,320
		U	70	90	0,130-0,250	0,130-0,250	0,160-0,280	0,160-0,320
		I	50	65	0,130-0,250	0,130-0,250	0,160-0,280	0,160-0,320
	2	S	100	135	0,130-0,250	0,130-0,250	0,160-0,280	0,160-0,320
		U	60	90	0,130-0,250	0,130-0,250	0,160-0,280	0,160-0,320
		I	50	65	0,130-0,250	0,130-0,250	0,160-0,280	0,160-0,320
3	S	90	135	0,130-0,250	0,130-0,250	0,160-0,280	0,160-0,320	
	U	60	90	0,130-0,250	0,130-0,250	0,160-0,280	0,160-0,320	
	I	40	65	0,130-0,250	0,130-0,250	0,160-0,280	0,160-0,320	
K	1	S	170	230	0,180-0,300	0,180-0,300	0,216-0,360	0,240-0,420
		U	120	160	0,180-0,300	0,180-0,300	0,216-0,360	0,240-0,420
		I	70	90	0,180-0,300	0,180-0,300	0,216-0,360	0,240-0,420
	2	S	160	220	0,180-0,300	0,180-0,300	0,216-0,360	0,240-0,420
		U	110	160	0,180-0,300	0,180-0,300	0,216-0,360	0,240-0,420
		I	70	100	0,180-0,300	0,180-0,300	0,216-0,360	0,240-0,420
3	S	150	210	0,180-0,300	0,180-0,300	0,216-0,360	0,240-0,420	
	U	100	150	0,180-0,300	0,180-0,300	0,216-0,360	0,240-0,420	
	I	660	90	0,180-0,300	0,180-0,300	0,216-0,360	0,240-0,420	
N	1	S	240	360	0,120-0,200	0,120-0,200	0,144-0,280	0,160-0,320
		U	160	240	0,120-0,200	0,120-0,200	0,144-0,280	0,160-0,320
		I	100	160	0,120-0,200	0,120-0,200	0,144-0,280	0,160-0,320
	2	S	220	360	0,120-0,200	0,120-0,200	0,144-0,280	0,160-0,320
		U	150	240	0,120-0,200	0,120-0,200	0,144-0,280	0,160-0,320
		I	100	160	0,120-0,200	0,120-0,200	0,144-0,280	0,160-0,320
	3	S	200	360	0,120-0,200	0,120-0,200	0,144-0,280	0,160-0,320
		U	140	240	0,120-0,200	0,120-0,200	0,144-0,280	0,160-0,320
		I	90	160	0,120-0,200	0,120-0,200	0,144-0,280	0,160-0,320
	4	S	220	260	0,120-0,200	0,120-0,200	0,144-0,280	0,160-0,320
		U	140	170	0,120-0,200	0,120-0,200	0,144-0,280	0,160-0,320
		I	90	110	0,120-0,200	0,120-0,200	0,144-0,280	0,160-0,320